



NEW EDITION



Content



■ Diamond Files	
MI - Escapement files	7
NF - Needle Files & Sets	8-9
ES - NF Extra Slim	10
HBB Files	11
HB Files	12
Files For Reciprocating Filing Machines - DFS, HF	13-14
Riffle Files - CF, RM, RF	15-17
CF Files & CT - Contact Files	18
FF - Flexible diamond files	19
MS - Multi File System	20
Tapered Files - DHB, DHM, DH	21-23
MF - Machine Files & Handles	24
Heavy Duty Files - HD/THD, Tool Shop Files	25-26
■ Diamond & CBN Grinding Wheels	
Standard Profiles	28-29
Super Grinder (UDGW)	30
■ Diamond & CBN Internal Grinding Tools	
PM - Grinding Pins Metric Sizes	33-36
MP - Micro Pins	37
GR - Round Grinding Pins	38
PA - Grinding Pins With Recess	39
GT - Grinding Pins With Tungsten Carbide Shank	39
BH - Bottoming Pins	40
PT - Grinding Pins Inch Sizes	41-46
Grinding Pins Sets	47-48
HP - Hand Pieces	49
SP - Special Pins	50
Profile Grinding Pins (PK, PF, PR, PH, GPR)	51-52
W1 - Internal Grinding Wheels	53
■ Diamond Tools For Surface Finishing	
Diamond Foils	56
S - Diamond strips	57
Diamond Compounds	58
Diamond Polishers	59
Countersink	60
■ Diamond Dressing tools	62
■ Diamond & CBN Saws	
SW - Sawing Wheels	64-65
JS Jig Saw & Disc On A Mandrel	66
Small Diamond Discs on a Shank	67
DW Diamond Wire	68
■ Vacuum Brazed Diamond Tools - Composite Grinding Tools	70-74
■ Custom Made Tools & Technical Information	76-83

“Strauss & Co.” manufactures high quality electroplated Diamond & CBN tools. Since 1970 the company has been active in the manufacture and distribution of Diamond & CBN tools.

“Strauss & Co.” dedicates itself to the development of unique products and strives to keep it’s products on the “quality edge”.

Our quality system is **ISO 9001, ISO 14001, ISO 13485** certified.

Strauss & Co.’s products are distributed in more than 50 countries via our global sales organization, which keeps track of the latest innovations, developments and materials in the cutting & grinding fields with super abrasives products.

“Strauss & Co.” consists of 3 divisions:

1. Industrial Diamond & CBN Tools:

“Strauss & Co.” presents the industrial markets with a wide range of electro-plated tools for grinding, cutting, filing and polishing of a variety of metals and composites.

Amongst our various products are:

- Diamond files in various shapes and sizes.
- Diamond & CBN grinding pins for internal grinding in standard and non-standard sizes.
- Diamond & CBN grinding wheels in standard shapes and custom made to clients’ specifications.

2. Dental Rotary Instruments:

- FG Diamond burs for dentists. We carry more than 1000 different Diamond burs in 7 grit sizes - multi use burs and pre-sterilized single use burs to suit every use. Including special burs for Ceramics, for Metal and for Composite.
- Solid Carbide - Highly accurate, full line of Tungsten Carbide burs.
- HP Diamond and Carbide tools for dental laboratories.
- Special dental products - Diamond strips, discs, polishing paste and polishers to complete our full dental rotary instruments line.

3. Vacuum Brazed Diamond & CBN Tools:

This new and unique manufacturing technology offers numerous advantages in the production of custom made profile tools for the ceramics, metalworking and stone grinding industries.

This line of products includes Diamond routers in various shapes for the stone and marble industry; profile tools for Fiberglass and re-inforced plastics industries; and dressing rolls for the dressing of conventional grinding wheels in precision profile grinding.

"Strauss & Co." continues to strive for a better understanding of its customers' needs, and is recognized as a flexible and customer-oriented company. Our goal is to serve our customer with the highest quality tools and to **"Turning Precision Into Value"** we trust you will enjoy our performance.



THE STANDARDS INSTITUTION OF ISRAEL



THE STANDARDS INSTITUTION OF ISRAEL



THE STANDARDS INSTITUTION OF ISRAEL



***TURNING
PRECISION
INTO VALUE***

Diamond Files





STRAUSS & CO.®

STRAUSS & CO. offers a comprehensive range of Diamond files in various shapes and grit sizes. This enables the end user to choose the most suitable file for any given application, including hard to reach areas.

The Strauss Diamond file blanks are precision swiss made blanks of hardened Steel. These blanks are electroplated with ultra high concentration of precisely graded Diamond particles specifically designed for abrasive surfaces.

MI Escapeement Files

Description & Use:

STRAUSS & CO.'s **Mini Files** are used in a variety of applications where fine and accurate work is necessary. They are manufactured in 7 popular profiles. The dimensions of the mini set and its compact package enable the user to carry it in his pocket for immediate use.

Size:

Total length 140mm. Diamond coated length 40mm.



MI Escapeement Files

Profile	Description	Size mm*	Cat.No.
---------	-------------	----------	---------



Half Round

4.3x1.8

MI8608



Crossing

4.2x1.8

MI8609



Barrette

3.9X1.4

MI8610



Three Square

3.1

MI8614



Equalling

3.9x1.1

MI8617



Square

2.0

MI8619



Round

1.7

MI8621



Set Cat. No. **MI8632**

The Mini set includes the following 5 files: 8608, 8614, 8617, 8619, 8621.

Grite Size:

Available in grit sizes: D30(#600), D54(#270/325), D91 (#170/200), D126 (#120/140), D181 (#80/100). Other grit sizes are available upon request.

Remarks:

Tolerance: Length ± 2.5 mm. Profile ± 0.3 mm.

* Above sizes are for D126

NF Diamond Needle Files
















Description & Use:

STRAUSS & CO.'s medium sized **Needle Files** are the most popular files. Used for grinding different metals and hard materials such as: Tungsten Carbide, Steels of 40Hrc and harder, Ceramic materials, Glass etc. A must for any tool and die shop, extruders and repairs of hardened Alloys and Ceramics. The NF File has a round shank of Ø3.0mm, suitable for handle, Cat. No. handlenf. or Cat. No. handlenf10 (Page no.24)

Size:

The Needle Files are manufactured in 2 dimensions:
 NF - Total length 140mm. Diamond coated length 70mm .
 NFB - Total length 160mm. Diamond coated length 85mm.

profile	Description	Size mm*	Cat. No.
	Barrette	5.0x1.7 5.2x2.0	2102T 2102TB
	Equalling	5.1x1.4 5.7x1.6	2112 2112B
	Equalling One Side	4.8x1.3	2112-1
	Equalling Round Edge	5.1x1.5	2112R
	Warding	5.2x1.4	2122
	Crochet	5.0x1.5	2122R
	Three Square	3.9 4.3	2132 2132B
	Square	2.5 2.7	2142 2142B
	Half Round	5.4x1.9 5.9x2.2	2152 2152B
	Round	3.0 3.2	2162 2162B
	Knife	5.4x1.6	2172
	Slitting	5.1x2.3	2182
	Crossing	4.7x2.2	2192



Grit size:

Standard grit sizes: D91 (#170/200), D126 (#120/140), D181 (#80/100).
 Other grit sizes are available upon request. **Other profiles available per request.**

Remarks:


Tolerance: Length ±2.5mm. Profile ±0.3mm.
 * Above sizes are for D126.

NF Sets

STRAUSS & CO. offers a wide variety of Needle File sets:



NF & NF Sets






Cat. No.: 4205 Includes the following 5 profiles:

2112 , 2132 , 2142 , 2152 , 2162 .

Available in grit sizes: D30, D54, D91, D126, D181.



Cat. No.: 4205B Includes the following 5 profiles:




2112B , 2132B , 2142B , 2152B , 2162B .

Available in grit sizes: D30, D54, D91, D126, D181.








Cat. No.: 4206D91/D126

Includes the following 3 profiles in 2 grit sizes:

2112D91, 2112D126 , 2152D91, 2152D126 
2162D91, 2162D126 .



Cat. No.: E4205 Includes the following 5 profiles:



E2112 , E2132 , E2142 , E2152 , E2162 .

Available in grit sizes: D91, D126, D181.









Cat. No.: 4216SET

Includes the following 2 profiles in 3 grit sizes:

2112D91, 2112D126, 2112D181 
2152D91, 2152D126, 2152D181 .





Cat. No.: 4206 Includes the following 6 profiles:

2112 , 2132 , 2142 , 2152 , 2162 
2192 . Available in grit sizes: D91, D126, D181.



Cat. No.: 4226SET

Includes the following 2 profiles in 3 grit sizes:

2112D91, 2112D126, 2112D181 
2162D91, 2162D126, 2162D181 .

ES-NF Extra Slim






Description & Use:

STRAUSS & CO.'s **extra slim** Needle Files allow easy access to complicated areas. They are used for filing different metals and hard materials such as: Tungsten Carbide, Steels of 40 Hrc and harder, Ceramic materials, Glass etc.

Size:

The ES Files are manufactured in total length of 140 mm. Diamond coated length 70 mm.



profile	Description	Size mm*	Cat. No.
	Equalling	5.1x0.9	2112ES
	ThreeSquare	2.7	2132ES
	Square	2.9	2142ES
	Half Round	3.8x1.5	2152ES
	Round	2.8	2162ES



Set Cat. No. 4205ES

Includes the following 5 profiles:
2112ES, 2132ES, 2142ES, 2152ES, 2162ES.



Grit Size:

Available in grit sizes: D30 (#500/600), D54 (#270/325), D91 (#170/200), D126 (#120/140).

Remarks:

Tolerance: Length ± 2.5 mm. Profile ± 0.3 mm.
*Above sizes are for D126.


HBB Files

Description & Use:






STRAUSS & CO.'s HBB Files are medium sized, for filing large areas. HBB Files are manufactured in 5 popular profiles and can be used for filing various hard metals and Epoxy materials. The HBB file has a round shank, suitable for handle, Cat. No. handlehbb. (page no.24)

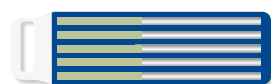
Size:

Total length 180mm. Diamond coated length 90mm. Shank 5.0mm.



ES-NF & HBB Files

profile	Description	Size mm*	Cat. No.
	Equalling	9.3x2.0	HBB112
	Three Square	6.5	HBB132
	Square	4.3	HBB142
	Half Round	8.8x2.7	HBB152
	Round	5.3	HBB162



Set Cat. No. HBB200

The HBB set includes one of each of the above files.

Grit Size:

Standard grit sizes: D91 (#170/200), D126 (#120/140), D181 (#80/100).

Other grit sizes are available upon request.

Remarks:

Tolerance: Length ± 3.0 mm. Profile ± 1.0 mm.

*Above sizes are for D126.






Description & Use:

STRAUSS & CO.'s HB Files are manufactured in large dimensions for heavy duty purposes and are widely used for filing large areas of different metals as well as hard Plastics, Fiberglass, Graphite and Epoxy materials. Along with tackling these heavy duty applications, the long set has a long service life. The HB file has a square shank, suitable for handle, Cat. No. handlehb. (page no.24)

Size:

Total length 215mm. Diamond coated length 110mm.



profile	Description	Size mm*	Cat. No.
	Equaling	10.4X2.8	HB2601
	Half Round	12.6X3.9	HB2602
	Three Square	9.7	HB2607
	Square	6.1	HB2608
	Round	6.8	HB2610



Set Cat. No. HB2627

The HB set includes one of each of the above files.

Grit Size:

Standard grit sizes: D91 (#170/200), D126 (#120/140), D181 (#80/100).

Other grit sizes are available upon request.

Remarks:

Tolerance: Length ± 3.0 mm. Profile ± 0.3 mm.

* Above sizes are for D126.



Files for reciprocating filing machines

All files on pages 13-16 can be used either by hand or in any reciprocating filing machine.

DFS Files













Description & Use:

STRAUSS & CO.'s DFS Files are suitable for hand filing machines as well as regular hand files. Particularly adapted for dies, molds and most other tool shop requirements. For use with reciprocating machines.

Size:

Total length 85mm. Diamond coated length 45mm.
Shank \varnothing 3.0mm.



profile	Description	Size mm*	Cat. No.
		4.8x1.4	DFS1
	Equalling	4.8x1.6	DFS11
		5.1x1.6	DFS112
	Round	\varnothing 3.0	DFS2
	Half Round	5.1x1.9	DFS3
		5.1x2.1	DFS31
	Crossing	4.7x2.3	DFS4
	Three Square	3.0	DFS5
		3.2	DFS51
	Square	2.6	DFS6
		2.6	DFS61
	Warding	5.2x1.5	DFS7



Grit Size:

Standard grit sizes: D91 (#170/200), D126 (#120/140), D181 (#80/100).
Other grit sizes are available upon request.

Remarks:

Tolerance: Length \pm 3.0mm. Profile \pm 0.3mm.
*Above sizes are for D126. Shank \pm 0.3mm.

HF Hand Machine Files









Description & Use:

STRAUSS & CO.'s wide range of **Hand Machine Files** is ideal for use in polishing of Plastic molds and Carbide dies either by hand or in any reciprocating filing machine.

Size:

Shank Ø3.0mm.

Profile	Diamond Coated Length	Total Length	Size mm*	Cat. No.
	15	50	2.2x1.1	HF1
	15	50	3.2x1.1	HF2
	15	50	4.2x1.1	HF3
	15	50	4.2x1.1	HF3-1**
	15	50	5.2x2.1	HF4
	25	60	5.2x2.1	HF5
	15	50	4.2x1.3	HF13-4
	15	50	2.2x1.3	HF11
	15	50	3.2x1.3	HF12
	15	50	4.2x1.3	HF13
	15	50	5.2x2.3	HF14
	25	60	5.2x2.3	HF15
	15	50	0.6X4.0	HF21
	15	50	1.2x4.3	HF23
	15	50	1.3	HF31
	15	50	2.3	HF32
	15	50	3.3	HF33
	15	50	2.3	HF51
	15	50	3.3	HF52
	15	50	4.3	HF53



Grit Size:

Standard grit sizes: D91 (#170/200), D126 (#120/140), D181 (#80/100).
Other grit sizes are available upon request.

Remarks:

Tolerance: Length ±1.0mm. Profile ±0.3mm. Shank ±0.3mm.

* Above sizes are for D126

** No plating on top

Other profiles available upon request.



Description & Use:

STRAUSS & CO.'s CF Files are mainly used in internal grinding operations where access is difficult. Used by hand or in any reciprocating filing machine.

Size:

Total length 55mm. Shank Ø3.0mm.

profile	Size mm*	Cat. No.	
	1.9x15	CF-1	
	2.2x32	CF-2	
	3.6x1.9x17	CF-3	
	4.7x1.7x17	CF-4	
	1.1x3.5x17	CF-5	
	4.0x1.9x32	CF-6	
	2.6x20	CF-7	
	2.8x20	CF-8	
	3.6x1.6x22	CF-9	
	4.6x1.6x22	CF-10	
	4.2x1.8x22	CF-11	
	4.6x1.5x17	CF-12	

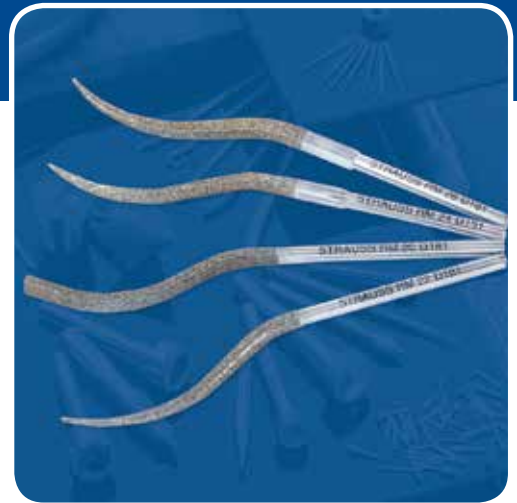
Grit Size:

Standard grit sizes: D91 (#170/200), D126 (#120/140), D181 (#80/100). Other grit sizes are available upon request.

Remarks:

Tolerance: Length ±1.0mm. Profile ±0.3mm. Shank ±0.3mm.
* Above sizes are for D126.

RM Files







Description & Use:

STRAUSS & CO.'s **RM Files** are mainly used on especially large curved areas where access is difficult. Used by hand or in any reciprocating filing machine. They are used for filing Plastic molds or Carbide dies.

Size:

Total length 85mm. Diamond coated length 45mm.
Shank \varnothing 3.0mm

Profile	Size mm*	Cat. No.
	4.3x1.7x45	RM20
	3.3x45	RM22
	4.9x2.5x45	RM24
	3.3x3.1x45	RM26




Grit Size:

Standard grit sizes: D91 (#170/200), D126 (#120/140), D181 (#80/100).
Other grit sizes are available upon request.

Remarks:

Tolerance: Length \pm 1.0mm. Profile \pm 0.3mm. Shank \pm 0.3mm.
*Above sizes are for D126.

FILING



RF Riffle Files



Description & Use:

STRAUSS & CO.'s Riffle Files are used for grinding different metals, where access by other files is difficult. The wide range allows the user to choose the most suitable file for any given application.

Size:

Total length 150mm. Diamond coated length 2X25mm.
RF29 - Diamond coated length 2X40mm.

profile	Size mm*	Cat. No.	
	3.8X2.1	RF15	
	3.7X2.1	RF16	
	3.1X2.9	RF18	
	2.6	RF20	
	2.9	RF22	
	2.7	RF24	
	3.2	RF26	
	3.7X1.8	RF27	
	4.2X2.0	RF28	
	5.4X1.7	RF29	



Set Cat. No. RFSETP

The RF set includes the following files: RF15, RF18, RF22, RF26, RF28.



Set Cat. No. RFSETA

The RF set includes the following files: RF16, RF18, RF20, RF22, RF24.

Grit Size:

Standard grit sizes: D91 (#170/200), D126 (#120/140), D181 (#80/100).
Other grit sizes are available upon request.

Remarks:

Tolerance: Length ± 1.0 mm. Profile ± 0.5 mm.
*Above sizes are for D126.

Description & Use:

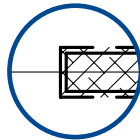
The CYF files offer small diameter yet very strong files for round filing, with a unique "Safe-End" Design.

Total length 140mm. Diamond coated length 70mm



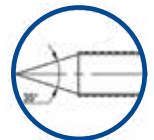
Type No.	Diameter, mm.		Cat. No.
	D*±0.1 (After Plating)	Y±0.1 (Shank)	
A	0.5	0.33	CYF-0.5
	1.0	0.8	CYF-1
	1.5	1.3	CYF-1.5
	2.0	1.2	CYF-2
	2.1	1.8	CYF-2
	2.9	1.8	CYF-2
	3.0	2.7	CYF-3

Type A



Type No.	Diameter, mm.		Cat. No.
	D*±0.1 (After Plating)	Y±0.1 (Shank)	
B	4.0	4.0	CYF-4
	4.5	5.0	CYF-4.5
	5.0		CYF-5

Type B



Grit Size:

Available in grit sizes D64 (#230/270), D126 (#120/140)
Tolerance: Length ±1.0mm. Profile ±0.15mm.

CT Contact Files

Description & Use:

STRAUSS & CO.'s **Contact Files** are widely used for fine contact surfaces in the electric and the electronic industries, as well as the car industry. The CT files are commonly used in the die & mold industries for very accurate applications.

Size:

Total length 116mm. Diamond coated length 20mm.
For CT-3 total length 140mm. Diamond coated length 25mm.

profile	Size mm*	Cat. No.
	5.0X0.4	CT-1
	5.0X0.4	CT-2
	8.5X0.5	CT-3



Grit Size:

Standard grit sizes: D30 (#600), D54 (#270/325), D91 (#170/200), D126 (#120/140).
Other grit sizes are available upon request.

Remarks:

Tolerance: Length ±1.0mm. Profile ±0.15mm.
*Above sizes are blank sizes.

FF Flexible diamond files

Description & Use:

STRAUSS & CO.'s New Unique Flexi Files are the first files to be made on a non - steel based blank. These flat files are made on a special composite material that allows it to be flexible yet extremely strong and light. Its special "Dots" plating allows a better removal of the filed material, and results in a superior surface finish.

Available in D46 - D76 or D126.

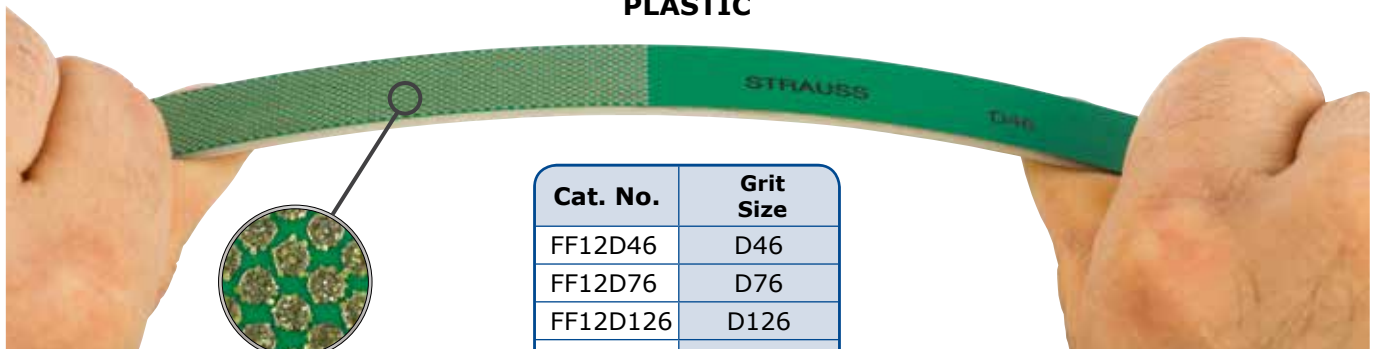
Size:

Width 14mm. Plated Length 88mm.

Thickness 1.7mm. Total Length 170mm.

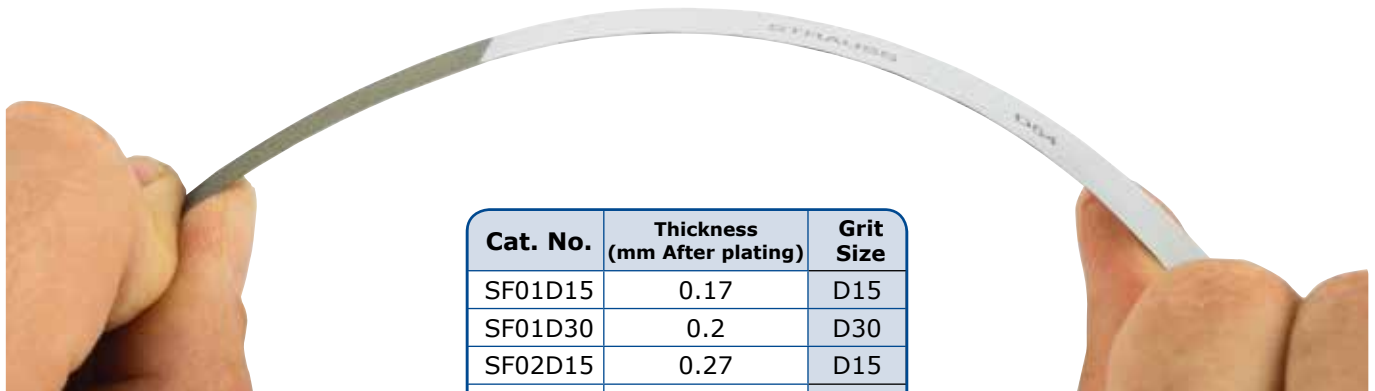


PLASTIC



Cat. No.	Grit Size
FF12D46	D46
FF12D76	D76
FF12D126	D126
FF-SET-3	All 3 Sizes

METAL



Cat. No.	Thickness (mm After plating)	Grit Size
SF01D15	0.17	D15
SF01D30	0.2	D30
SF02D15	0.27	D15
SF02D30	0.3	D30
SF02D54	0.4	D54
SF03D54	0.5	D54
SF03D91	0.6	D91
SF05D91	0.8	D91
SF05D126	0.9	D126


Super Flex files are unique files that are strong yet extremely thin, long and flexible for use in narrow slots where access is difficult.

Size:

Width 12.7mm.

Plated Length 50mm.

Total Length 180mm.



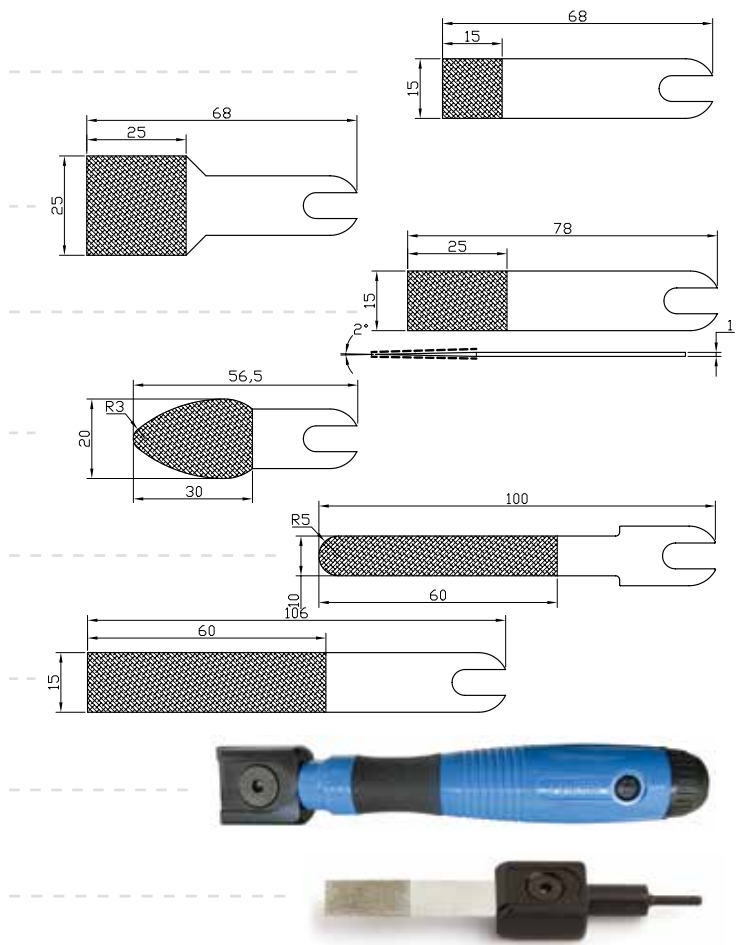
MS Multi File System





Description & Use:

STRAUSS & CO.'s unique **Multi File System** kit is widely used in the Plastic molds and Aluminium extruders industries. The unique design of the holding system allows "STRAUSS & CO." to manufacture these very wide, but still very thin flat files. The special design enables full contact between the whole surface of the file and the work piece. All the MS files are available individually (replacements) or as part of a kit.



Cat. No.	Dimensions (mm)	Grit sizes	Thickness according to grit size
MS15	15x15x68	D30-D126	0.4-1.2 mm
MS25	25X25X68	D30-D126	0.4-1.2 mm
MS15X1°	15X1°X25X78	D30-D126	0.2-0.8 mm
MS20R_3	20xR3x30x57	D30-D126	0.4-0.7mm NEW
MS10R_60	10xR5x60x100	D30-D126	0.4-0.7mm NEW
MS15X106	15X60X106	D54-D126	1.7-2.0 mm NEW
MSHDL + HOLDER	Special Multi Grip Holder		
MS-HOLDER3	Holder For Filing Machine 3mm Shank		



-  **Set Cat. No. MSSET1:** MSHANDLE, MS15-D30, MS15-D54, MS25-D30, MS25-D54.
-  **Set Cat. No. MSSET2:** MSHANDLE, MS15-D91, MS15-D126, MS25-D91, MS25-D126.
-  **Set Cat. No. MSSET3:** MSHANDLE, MS25-D30, MS25-D54, MS25-D91, MS25-D126.
-  **Set Cat. No. MSSET-SVC:** MSHANDLE, MS15X1°-D54, MS15X1°-D91, MS15X1°-D126, MS-HOLDER3.

One of each of the following

Subject to minimum order quantity - please inquire

Other thicknesses / grit sizes are available
Tolerance: Thickness ±0.15mm. Profile ±0.3mm.

DHB Files

Description & Use:

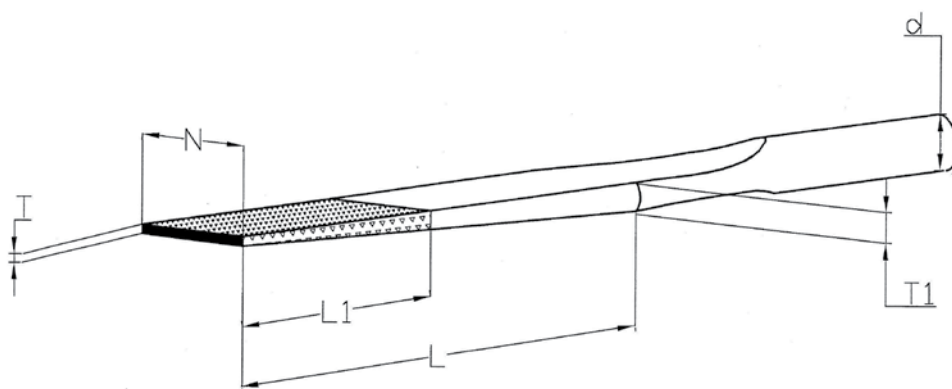
STRAUSS & CO.'s **DHB Files** can be used by hand or in any reciprocating filing machine. These files are specially designed for the Aluminum extruders industry as well as for the Plastic mold industry. Main application of these tapered files is internal filing in slots and grooves, where access with parallel files is impossible. The set of DHB files includes 10 files in 3 different grit sizes and offers a comprehensive solution to all filing and finishing jobs inside slots.

Size:


Total length 72/56mm. Diamond coated length 15mm.



MS & DHB Files



Cat. No.	Grit Size	T	N	L	L1	T1	d	Total Length
DHB31530	D54	0.55	3.15	30	15	1.8	3.0	57
DHB31530	D91	0.65	3.25	30	15	1.8	3.0	57
DHB31545	D30	0.45	3.05	45	15	1.5	3.0	73
DHB31545	D54	0.55	3.15	45	15	1.5	3.0	73
DHB31545	D91	0.65	3.25	45	15	1.5	3.0	73
DHB61530	D30	0.45	6.05	30	15	1.0	3.0	57
DHB61530	D54	0.55	6.15	30	15	1.0	3.0	57
DHB61545	D30	0.45	6.05	45	15	1.0	3.0	73
DHB61545	D54	0.55	6.15	45	15	1.0	3.0	73
DHB61545	D91	0.65	6.25	45	15	1.0	3.0	73



Set Cat. No. DHB36SET

The DHB set includes one of each of the above files.

Remarks:

Tolerance: Length ± 2.0 mm. Profile ± 0.5 mm.



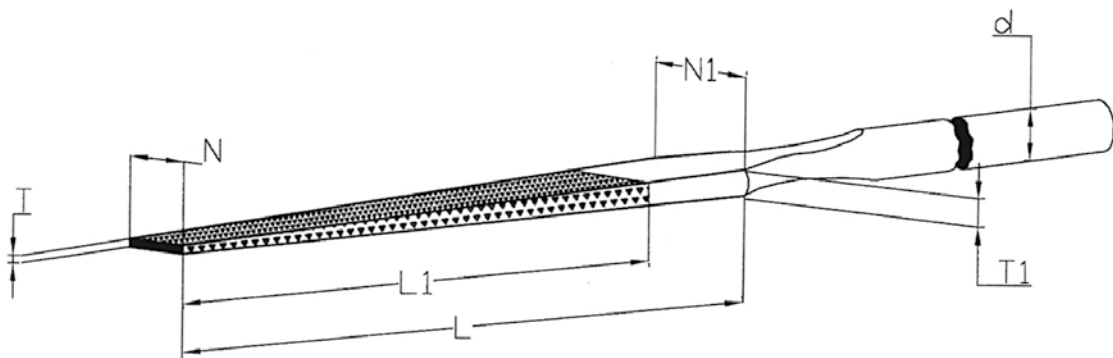


Description & Use:


STRAUSS & CO.'s **DHM Files** are specially designed for the Aluminum extruders industry as well as the Plastic mold industry. Main applications of these tapered files are filing inside slots and grooves, where access with parallel files is impossible. The set of DHM files includes 10 files in 3 different grit sizes and offers a comprehensive solution to all filing and finishing jobs inside slots. The DHM files have a round shank and can be used either by hand or in any reciprocating filing machine.

Size:

Total length 130mm. Diamond coated length 30mm.
Shank \varnothing 3.0mm.



Cat. No.	Grit Size	T	N	N1	L	L1	T1	d	Total Length
DHM2	D30	0.35	2.05	2.0	44	30	2.70	3.0	130
DHM2	D54	0.45	2.15	2.0	44	30	2.70	3.0	130
DHM2	D91	0.55	2.25	2.0	44	30	2.70	3.0	130
DHM4	D30	0.35	4.05	4.0	38	30	1.30	3.0	130
DHM4	D54	0.45	4.15	4.0	38	30	1.30	3.0	130
DHM4	D91	0.55	4.25	4.0	38	30	1.30	3.0	130
DHM6	D30	0.35	5.55	5.5	38	30	1.35	3.0	130
DHM6	D54	0.45	5.65	5.5	38	30	1.35	3.0	130
DHM6	D91	0.55	5.75	5.5	38	30	1.35	3.0	130



Set Cat. No. **DHM246SET**



The DHM set includes one of each of the above files and one MI8610D54 (see page no.7).

Remarks:

Tolerance: Length \pm 2.0mm. Profile \pm 0.5mm.

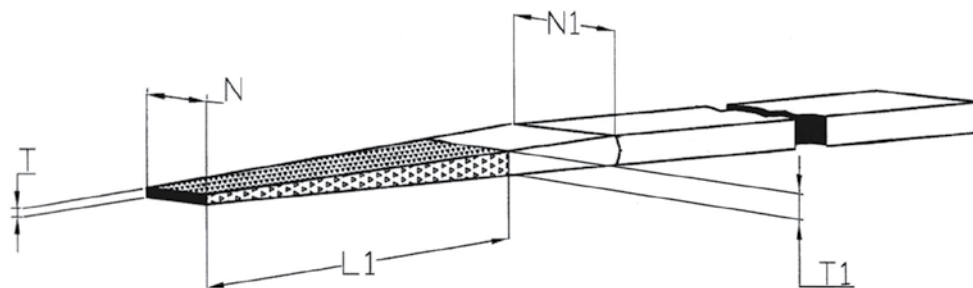


Description & Use:


STRAUSS & CO.'s DH Files are specially designed for the Aluminum extruders industry as well as the plastic mold industry. Main applications of these tapered files are filing inside slots and grooves, where access with parallel files is impossible. The set of DH files includes 10 files in 3 different grit sizes and offers a comprehensive solution to all filing and finishing jobs inside slots.

Size:

Total length 170mm. Diamond coated length 50mm.



Cat. No.	Grit Size	T	T1	N	N1	L1	Total Length
DH17042K	D91	0.65	2.25	2.25	4.00	50	170
DH17042	D54	0.55	2.20	3.15	4.00	50	170
DH17042	D91	0.65	2.25	3.25	4.00	50	170
DH17042	D126	0.70	2.30	3.30	4.00	50	170
DH170624	D91	0.65	2.60	6.25	6.00	50	170
DH170824	D54	0.55	2.35	8.30	8.00	50	170
DH170824	D91	0.65	2.40	8.35	8.00	50	170
DH17010	D126	0.75	2.60	10.20	10.00	50	170



Set Cat. No. DH170468SET

The DH set includes:

2 pieces of each of the following files:
DH17042D126, DH17042D91, DH170642D91.

1 piece of each of the following files:
DH17042KD91, DH17042D54, DH170824D54, DH170824D91.

Remarks:


Tolerance: Length ± 3.0 mm. Profile ± 0.5 mm.









MF Machine Files

Description & Use :

STRAUSS & CO.'s **Machine Files** are employed in applications where mechanical filing is required. Our wide range of files allows the operator to choose the most suitable file for any given application.



Profile Length	Diamond Coated	Total Length	Size mm*	Cat. No.
	80	150	4.9X2.4	MF23
	80	150	9.5X3.7	MF24
	120	200	11.6X4.4	MF25
	80	150	7.2	MF35
	120	200	9.0	MF36
	120	200	10.4	MF46

Grit Size:

Standard grit sizes: D91 (#170/200), D126 (#120/140), D181 (#80/100). Other grit sizes are available upon request.

Remarks:

Tolerance: Length ± 3.0 mm. Profile ± 0.3 mm.
* Above sizes are for D126.

Other profiles are available upon request.

Handles



Cat. No.: handlehb



Cat. No.: handlenf10



Cat. No.: handlenf
















Cat. No.: handlehbb

HD/THD Files

Description & Use:

STRAUSS & CO.'s Heavy Duty Files are exceptionally wide and are used for filing large surfaces. Especially effective on hard Steels, Carbide and Ceramic materials.

profile	Diamond Coated Length	Total Length	Size mm*	Cat. No.
	90	145	7.7	HD-1
	90	175	8	THD-1
	90	143	12X7X4.0	HD-2
	90	175	13X4	THD-2
	90	175	5	THD-3
	90	142	12.3X3.0	HD-4
	90	142	12.7X3.2	HD-4 S
	90	175	11X4	THD-4
	110	172	15.4X3.6	HD-5
	100	172	15.7X3.8	HD-5S **
	120	204	18.6X4.1	HD-6
	110	204	18.9X4.3	HD-6S **
	90	125	5X5	THD7

Grit Size:

Standard grit sizes: D91 (#170/200), D126 (#120/140), D181 (#80/100). Other grit sizes are available upon request.

Remarks:

Tolerance: Length ± 3.0 mm. Profile ± 0.5 mm.
 * Above sizes are for D126.
 **plating starts 10 mm below the top of the file



Tool Shop Files



Description & Use:

STRAUSS & CO.'s **Tool Shop Files** are suitable for heavy duty applications. These files are widely used for filing large surfaces. The wide plated area facilitates easy filing of large surfaces of hardened Steels, hard Plastic and Epoxy materials. The large plated area saves filing time and is cost effective.

Size:

Total length 250mm. Diamond coated length 180mm.

Profile	Size mm*	Cat. No.
	19.9X5.0	P1112
	14.9	P1132
	8.1	P1142
	19.75X6.0	P1152
	8.0	P1162



19.9X5.0

P1112



14.9

P1132



8.1

P1142



19.75X6.0

P1152



8.0

P1162



Grit size:

Standard grit sizes: D126 (#120/140), D181 (#80/100), D252 (#60/80).
Other grit sizes are available upon request.

Remarks:

*Above sizes are for D181.

Diamond & CBN Grinding Wheels



Standard Profiles

ALUMINUM CORE !!!

Description & Use:

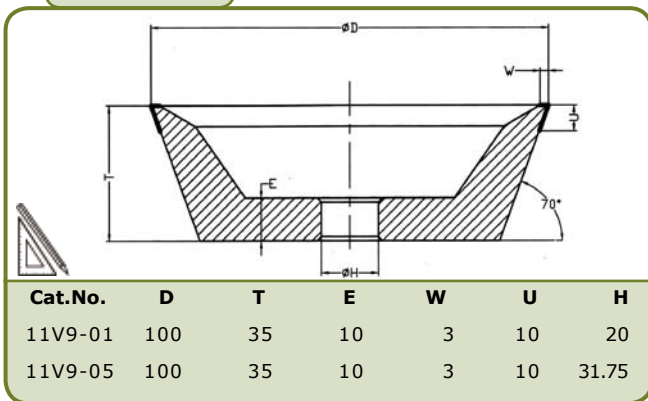
STRAUSS & CO.'s **Grinding Wheels** are manufactured both in Diamond and CBN abrasives. The Diamond wheels are employed in grinding materials such as Tungsten Carbide, Ceramics and Fiberglass. The CBN plated wheels are widely used for grinding materials such as high speed Steel, high Carbon Steel and materials of 40Hrc and harder.



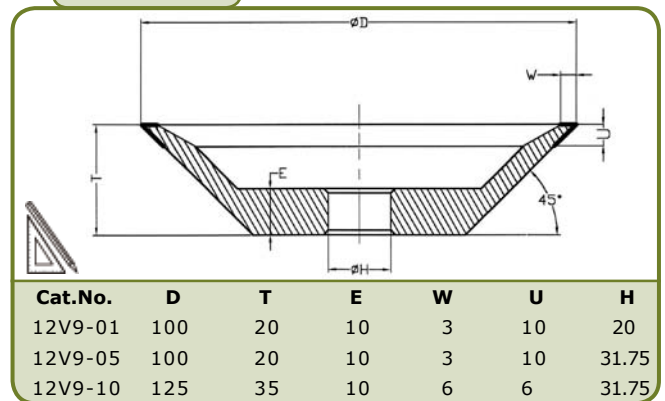
Strauss & Co. supplies grinding wheels in various shapes and sizes. Please consult us for any specific designs and applications required.

Strauss & Co. manufactures & supplies grinding wheels with a diameter up to 1000mm.

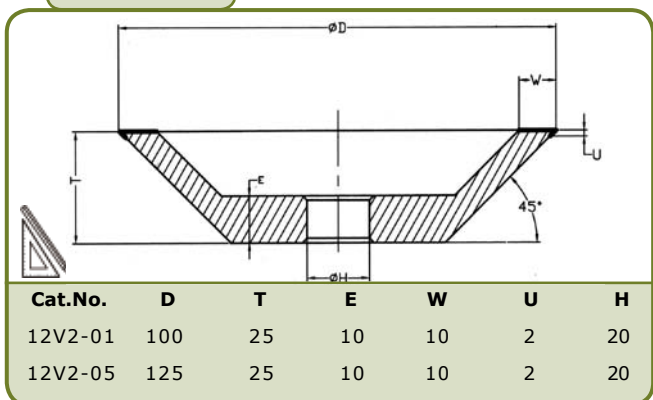
11V9



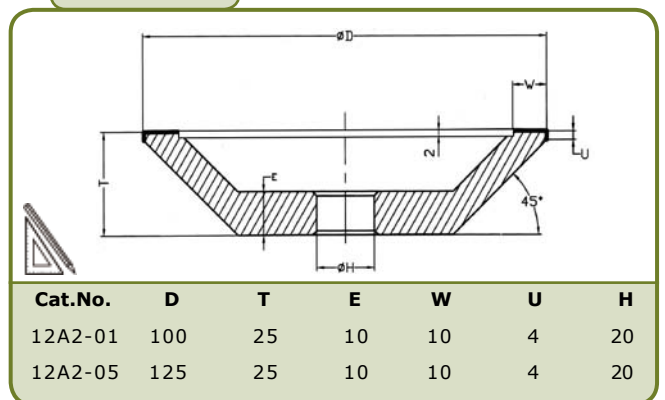
12V9



12V2-45DEG.



12A2-45DEG.



Grit Size:

Available in D or B54 (#270/325), D or B91 (#170/200), D or B126 (#120/140), D or B181 (#80/100), D or B252 (#60/80), D or B427 (#40/50).

Remarks:

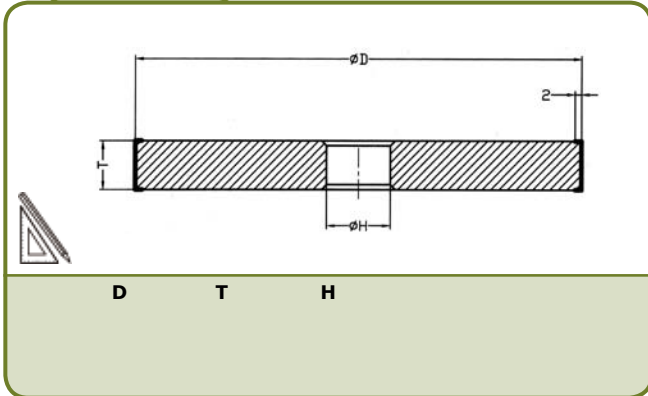
For any grinding wheel order, please attach detailed drawing.
Tolerance: $D \pm 3.0\text{mm}$, $T \pm 2.0\text{mm}$, $W \pm 3.0\text{mm}$, $E \pm 1.0\text{mm}$, $U \pm 2.0\text{mm}$, $H = H7$.

Standard Profiles

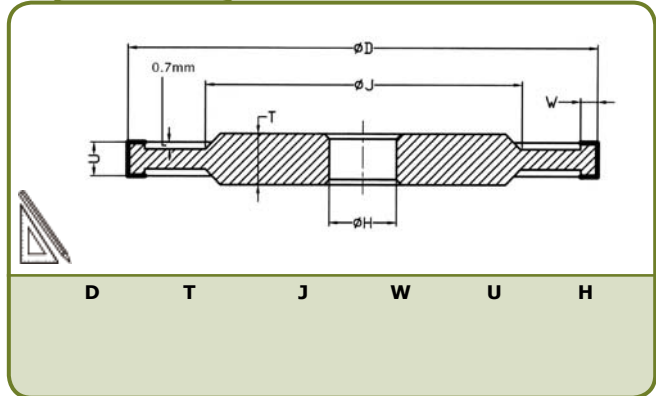


For custom made grinding wheels, please refer to one of the following drawings with required measurements.

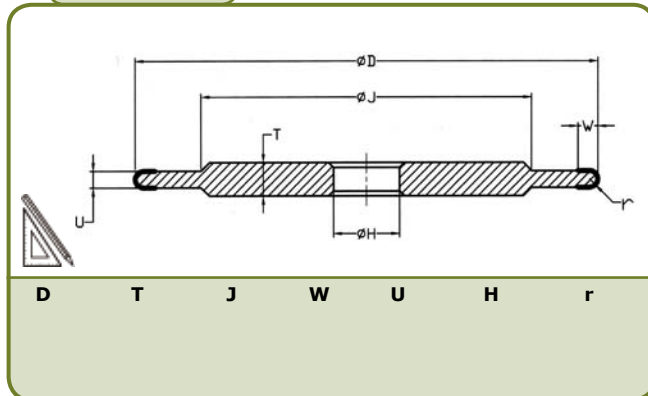
1A1



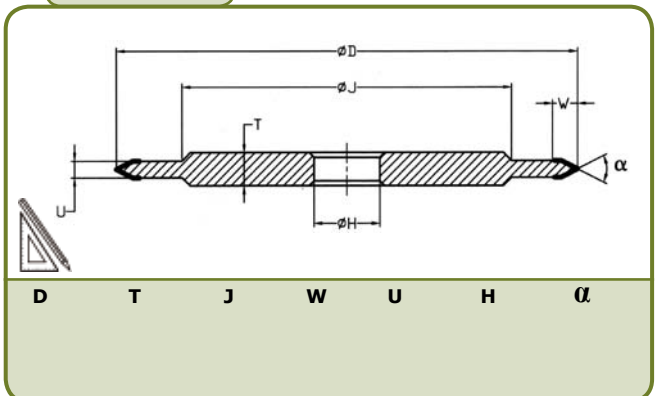
14U1



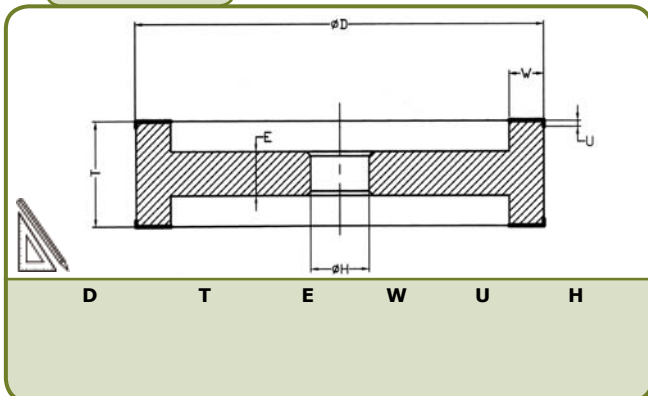
14F1



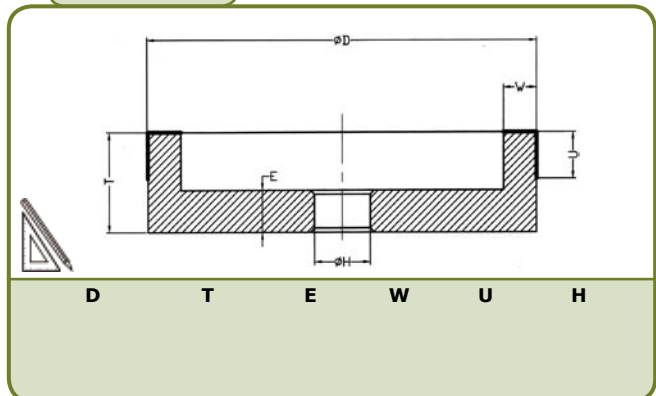
14EE1



9A3



6A2



Grit Size:

Available in D or B54 (#270/325), D or B91 (#170/200), D or B126 (#120/140), D or B181 (#80/100), D or B252 (#60/80), D or B427 (#40/50).

Remarks:

For any grinding wheel order, please attach detailed drawing.

Super Grinder (UDGW)

ALUMINUM CORE !!!

Description & Use:

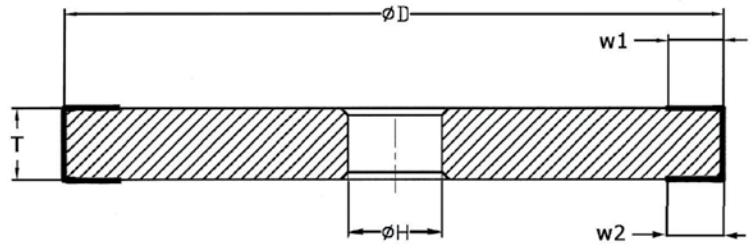
STRAUSS & CO.'s Super-Grinder wheel is plated with Diamond grains, to be used on any Bench grinding machine. Commonly adapted on one side of the machine while a conventional grinding wheel is adapted on the other side. Thus allows the user to grind a wider spectrum of materials. For the grinding and sharpening of tools made of Tungsten Carbide, HSS and hardened materials.

Minimum RPM = 1500 RPM (for Ø150mm)

Maximum RPM = 6500 RPM (for Ø150mm)



- Supplying a comprehensive solution for grinding materials of 40hrc and harder.
- Low weight-protects the axes of the machine.
- Aluminum core reduces the grinding temperature - no need for coolant.
- No need for dressing.
- Wheel's diameter is not reduced during the entire wheel's life.
- No dust generated - keeps the work place clean.



mm Sizes

Cat.No.	D	T	W1	W2	H
SG-01	150	25	15		20
SG-05	150	25	15	15	20
SG-10	150	25	25		20
SG-15	150	25	25	25	20
SG-20	200	25	15		20
SG-25	200	25	15	15	20
SG-30	200	25	25		20
SG-35	200	25	25	25	20
SG-40	150	13	13	13	31.75

Inch Sizes

Cat.No.	D	T	W1	W2	H
SG-02	6"	1"	0.590"		1"
SG-06	6"	1"	0.590"	0.590"	1"
SG-11	6"	1"	1"		1"
SG-16	6"	1"	1"	1"	1"
SG-21	8"	1"	0.590"		1.25"
SG-26	8"	1"	0.590"	0.590"	1.25"
SG-31	8"	1"	1"		1.25"
SG-36	8"	1"	1"	1"	1.25"
SG-41	6"	1/2"	1/2"	1/2"	1.25"

Grit Size:

Available in D or B54 (#270/325), D or B91 (#170/200), D or B126 (#120/140), D or B181 (#80/100), D or B252 (#60/80), D or B427 (#40/50).

Remarks:

The Aluminium plated wheels are available in different shapes.
Hole size: upon request.

Diamond & CBN Internal Grinding Tools



STRAUSS & CO.®

STRAUSS & CO. offers a wide range of Diamond and CBN grinding pins. This category features pins designed to offer the end user safe, superior quality and cost effective pins. A wide selection provides a choice of the most suitable grinding pin for any given application in terms of head size, shank size, length and grit size.

For vibration-free work one can choose the closest head diameter to hole diameter, and shortest length.

All standard shanks are hardened to 42-55 Hrc and are center-less ground, to ensure a rigid, accurate, concentric and parallel pin blank.

STRAUSS & CO.'s grinding pins are all electro plated by a very precise and environmentally safe process.

Diamond and CBN powders are carefully selected and treated for precision and consistency.

STRAUSS & CO.'s production is subject to stringent in-process and final control, resulting in an internationally recognized reputation for high quality and extremely long life grinding pins.

STRAUSS & CO.'s Diamond & CBN pins are widely used on jig and internal grinding machines, cylindrical grinding machines and hand tools. These pins are used for internal grinding operations of dies, special punches, cutting tools, as well as numerous parts of Stainless Steel, exotic super Alloys, etc.

STRAUSS & CO.'s Diamond pins are used for grinding Tungsten Carbide; Ceramics; Glass & non-Ferrous materials.

STRAUSS & CO.'s CBN pins are used for grinding high-Carbon; high-Chrome Steel; High Speed Steels such as M2, M3; and die Steels such as D2.

For maximum RPM see page 83.

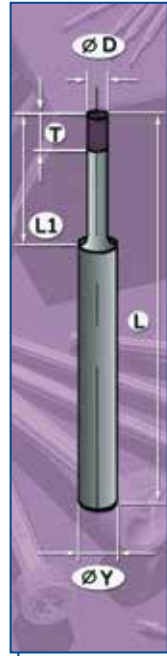
PM Grinding Pins Metric Sizes

For description & use refer to page 32.

PM - Grinding Pins Overview

● - Fine grits ● - Medium grits ● - Coarse grits

Cat.No.	D	T	L1	Y	L	Grit Size D or B	Stock*
PM0.2-01	0.2	5	5	3	40	30	3
PM0.3-01	0.3	2	5	3	40	30 46 54	3
PM0.4-01	0.4	2	5	3	40	30 46 54	2
PM0.5-01	0.5	2	5	3	40		1
PM0.5-05	0.5	3	7	3	50		2
PM0.6-01	0.6	3	5	3	40	46 54 91	1
PM0.6-05	0.6	3	7	3	50	46 54 91	2
PM0.7-01	0.7	3	5	3	40		1
PM0.7-05	0.7	3	7	3	50		2
PM0.8-01	0.8	3	5	3	40		1
PM0.8-05	0.8	4	10	3	50	46 54 91 126	2
PM0.9-01	0.9	4	7	3	40	46 54 91 126	1
PM0.9-05	0.9	4	10	3	50	46 54 91 126	2
PM1.0-01	1.0	5	10	3	40		2
PM1.0-05	1.0	5	10	3	55		1
PM1.2-01	1.2	5	12	3	40		2
PM1.2-05	1.2	5	12	3	55	54 91 126 181	1
PM1.3-01	1.3	5	12	3	55	54 91 126 181	2
PM1.4-01	1.4	5	12	3	55		2
PM1.5-01	1.5	5	12	3	40		2
PM1.5-05	1.5	5	12	3	55		1
PM1.6-01	1.6	5	12	3	55		2
PM1.8-01	1.8	5	12	3	55		1
PM2.0-01	2.0	5	12	3	40		2
PM2.0-05	2.0	5	12	3	55		1
PM2.2-01	2.2	5	16	3	55		2
PM2.3-01	2.3	5	16	3	55		2
PM2.4-01	2.4	5	16	3	55		2
PM2.5-01	2.5	5	16	3	40		2
PM2.5-05	2.5	5	16	3	55		1
PM2.6-01	2.6	5	16	3	55		2
PM2.8-01	2.8	5	16	3	55		1
PM3.0-01	3.0	5	16	3	40	91 126 181	2
PM3.0-05	3.0	5	16	3	55	91 126 181	1
PM3.0-10	3.0	5	30	3	80	91 126 181	3
PM3.5-01	3.5	5		3	40		2
PM3.5-05	3.5	5		3	55		1
PM3.5-10	3.5	5		3	80		3
PM3.5-15	3.5	5	20	6	60		2
PM3.5-20	3.5	5	30	6	80		3
PM4.0-01	4.0	5		3	40		2
PM4.0-05	4.0	5		3	55		1
PM4.0-10	4.0	5	20	4	80		3
PM4.0-15	4.0	5	20	6	60		2
PM4.0-20	4.0	5	30	6	80		2
PM4.5-01	4.5	5		3	55		1
PM4.5-05	4.5	5	20	6	60		1



Cat.No.	D	T	L1	Y	L	Grit Size D or B	Stock*
PM5.0-01	5.0	6		3	55		1
PM5.0-05	5.0	6	20	6	60		1
PM5.0-10	5.0	6	30	6	80		2
PM5.5-01	5.5	6		3	55		2
PM5.5-05	5.5	6	20	6	60		2
PM6.0-01	6.0	6		3	55		2
PM6.0-05	6.0	8	20	6	60		1
PM6.0-10	6.0	8	30	6	80		2
PM6.5-01	6.5	8		6	60	91 126 181	2
PM6.5-05	6.5	8		6	80	91 126 181	3
PM7.0-01	7.0	8		6	60		2
PM7.0-05	7.0	8		6	80		2
PM7.5-01	7.5	8		6	60		3
PM8.0-01	8.0	10		6	60		1
PM8.0-05	8.0	10		6	80		2
PM8.0-10	8.0	10	40	8	80		2
PM8.0-15	8.0	10	45	8	100		2
PM9.0-01	9.0	10		6	60		2
PM9.0-05	9.0	10		6	80		2
PM9.0-10	9.0	10		8	80		3
PM9.0-15	9.0	10		8	100		3
PM10-01	10	5		6	60		3
PM10-05	10	10		6	60		1
PM10-10	10	10		6	80		2
PM10-15	10	10		8	80		2
PM10-20	10	10	45	10	100		2
PM11-01	11	10		6	60		3
PM12-01	12	5		6	60		3
PM12-05	12	10		6	60	91 126 181 252	1
PM12-10	12	10		6	80	91 126 181 252	2
PM12-15	12	10		8	80	91 126 181 252	2
PM12-20	12	10		10	100	91 126 181 252	2
PM13-01	13	10		6	60		3
PM14-01	14	10		6	60		3
PM15-01	15	10		6	60		1
PM15-05	15	10		6	80		3
PM15-10	15	10		8	80		3
PM15-20	15	10		10	100		2
PM16-01	16	10		6	60		3
PM16-05	16	10		10	100		3
PM18-01	18	10		6	60	126 181 252	3
PM18-05	18	10		10	100	126 181 252	3
PM20-01	20	10		8	80		2
PM20-05	20	10		10	100		2
PM22-01	22	10		10	100		3
PM25-01	25	10		10	100		2

Remarks:

*Guide lines for stock availability please refer to page 34.

All PM grinding pins are available in other diameters, grit sizes and different measurements upon request.


Non plated recess as of diameter 10mm.

Minimum clamping length = Half of total length: $Le=0.5xL$.

Tolerance: $D < \varnothing 2mm = \pm 0.05mm$, $D \geq \varnothing 2mm = \pm 0.15mm$, $T = \pm 1.0mm$, $L1 = \pm 1.0mm$, $Y = h6$, $L = \pm 1.0mm$.

PM Grinding Pins Shank Ø3mm

For description & use refer to page 32.




Cat.No.	D	T	L1	Y	L	Grit Size D or B	Stock*
PM0.2-01	0.2	5	5	3	40	30	3
PM0.3-01	0.3	2	5	3	40	30 46 54	3
PM0.4-01	0.4	2	5	3	40		2
PM0.5-01	0.5	2	5	3	40		1
PM0.5-05	0.5	3	7	3	50		2
PM0.6-01	0.6	3	5	3	40	46 54 91	1
PM0.6-05	0.6	3	7	3	50		2
PM0.7-01	0.7	3	5	3	40		1
PM0.7-05	0.7	3	7	3	50		2
PM0.8-01	0.8	3	5	3	40		1
PM0.8-05	0.8	4	10	3	50	46 54 91 126	2
PM0.9-01	0.9	4	7	3	40		1
PM0.9-05	0.9	4	10	3	50		2
PM1.0-01	1.0	5	10	3	40		2
PM1.0-05	1.0	5	10	3	55		1
PM1.2-01	1.2	5	12	3	40		2
PM1.2-05	1.2	5	12	3	55		1
PM1.3-01	1.3	5	12	3	55	54 91 126 181	2
PM1.4-01	1.4	5	12	3	55		2
PM1.5-01	1.5	5	12	3	40		2
PM1.5-05	1.5	5	12	3	55		1
PM1.6-01	1.6	5	12	3	55		2
PM1.8-01	1.8	5	12	3	55		1
PM2.0-01	2.0	5	12	3	40		2
PM2.0-05	2.0	5	12	3	55		1
PM2.2-01	2.2	5	16	3	55		2
PM2.3-01	2.3	5	16	3	55		2
PM2.4-01	2.4	5	16	3	55		2
PM2.5-01	2.5	5	16	3	40		2
PM2.5-05	2.5	5	16	3	55		1
PM2.6-01	2.6	5	16	3	55		2
PM2.8-01	2.8	5	16	3	55		1
PM3.0-01	3.0	5	16	3	40	91 126 181	2
PM3.0-05	3.0	5	16	3	55		1
PM3.0-10	3.0	5	30	3	80		3
PM3.5-01	3.5	5		3	40		2
PM3.5-05	3.5	5		3	55		1
PM3.5-10	3.5	5		3	80		3
PM4.0-01	4.0	5		3	40		2
PM4.0-05	4.0	5		3	55		1
PM4.5-01	4.5	5		3	55		1
PM5.0-01	5.0	6		3	55		1
PM5.5-01	5.5	6		3	55		2
PM6.0-01	6.0	6		3	55		2



*PM- Guide lines for stock availability

- #1. Stock item – delivery within 2 weeks. No minimum quantity.
- #2. Delivery as per production schedule. Normally within 1 month, minimum quantity 5-20 pcs. according to the diameter. Delivered quantity may vary by ±10% from order quantity.
- #3. Special manufacturing per order. Delivery according to order confirmation, minimum quantity 5-20 pcs. according to the diameter. Delivered quantity may vary by ±10% from order quantity.

PM Grinding Pins Shank Ø6mm



Cat.No.	D	T	L1	Y	L	Grit Size D or B	Stock*
PM3.5-15	3.5	5	20	6	60		2
PM3.5-20	3.5	5	30	6	80		3
PM4.0-15	4.0	5	20	6	60		2
PM4.0-20	4.0	5	30	6	80		2
PM4.5-05	4.5	5	20	6	60		1
PM5.0-05	5.0	6	20	6	60		1
PM5.0-10	5.0	6	30	6	80		2
PM5.5-05	5.5	6	20	6	60		2
PM6.0-05	6.0	8	20	6	60		1
PM6.0-10	6.0	8	30	6	80	91 126 181	2
PM6.5-01	6.5	8		6	60		2
PM6.5-05	6.5	8		6	80		3
PM7.0-01	7.0	8		6	60		2
PM7.0-05	7.0	8		6	80		2
PM7.5-01	7.5	8		6	60		3
PM8.0-01	8.0	10		6	60		1
PM8.0-05	8.0	10		6	80		2
PM9.0-01	9.0	10		6	60		2
PM9.0-05	9.0	10		6	80		2
PM10-01	10	5		6	60		3
PM10-05	10	10		6	60		1
PM10-10	10	10		6	80		2
PM11-01	11	10		6	60		3
PM12-01	12	5		6	60		3
PM12-05	12	10		6	60	91 126 181 252	1
PM12-10	12	10		6	80		2
PM13-01	13	10		6	60		3
PM14-01	14	10		6	60		3
PM15-01	15	10		6	60		1
PM15-05	15	10		6	80		3
PM16-01	16	10		6	60	126 181 252	3
PM18-01	18	10		6	60		3



PM Grinding Pins mm Sizes

Remarks:

*Guide lines for stock availability please refer to page 34.

All PM grinding pins are available in other diameters, grit sizes and different measurements upon request.

Non plated recess as of diameter 10mm.

Minimum clamping length = Half of total length: $L_c = 0.5 \times L$.

Tolerance: $D < \text{Ø}2\text{mm} = \pm 0.05\text{mm}$, $D \geq \text{Ø}2\text{mm} = \pm 0.15\text{mm}$,

$T = \pm 1.0\text{mm}$, $L1 = \pm 1.0\text{mm}$, $Y = h6$, $L = \pm 1.0\text{mm}$.

PM Grinding Pins Shank Ø8mm

For description & use refer to page 32.

Cat.No.	D	T	L1	Y	L	Grit Size D or B	Stock*
PM8.0-10	8	10	40	8	80		2
PM8.0-15	8	10	45	8	100	91 126 181	2
PM9.0-10	9	10		8	80		3
PM9.0-15	9	10		8	100		3
PM10-15	10	10		8	80		2
PM12-15	12	10		8	80	91 126 181 252	2
PM15-10	15	10		8	80		3
PM20-01	20	10		8	80	126 181 252	2

PM Grinding Pins Shank Ø10mm

Cat.No.	D	T	L1	Y	L	Grit Size D or B	Stock*
PM10-20	10	10	45	10	100		2
PM12-20	12	10		10	100	91 126 181 252	2
PM15-20	15	10		10	100		2
PM16-05	16	10		10	100		3
PM18-05	18	10		10	100		3
PM20-05	20	10		10	100	126 181 252	2
PM22-01	22	10		10	100		3
PM25-01	25	10		10	100		2

Remarks:

All PM grinding pins are available in other diameters, grit sizes and different measurements upon request.

Non plated recess as of diameter 10mm.

Minimum clamping length = Half of total length: $L_c = 0.5 \times L$.

Tolerance: $D < \varnothing 2\text{mm} = \pm 0.05\text{mm}$, $D \geq \varnothing 2\text{mm} = \pm 0.15\text{mm}$,

$T = \pm 1.0\text{mm}$, $L1 = \pm 1.0\text{mm}$, $Y = h6$, $L = \pm 1.0\text{mm}$.

*PM- Guide lines for stock availability

- #1. Stock item – delivery within 3 weeks. No minimum quantity.
- #2. Delivery as per production schedule. Normally within 1 month, minimum quantity 5-20 pcs. according to the diameter.
- #3. Special manufacturing per order. Delivery according to order confirmation, minimum quantity 5-20 pcs. according to the diameter. Delivered quantity may vary by $\pm 10\%$ from order quantity.



MP Micro Pins

STRAUSS & CO.'s is facing an increasing demand for super small precision ID grinding. We are delighted to present the new line of Micro Diamond & CBN Pins. The demand derives from various industries such as Ceramic and Electronics. We now offer also the smaller diameter pins starting at 0.2 mm diameter as standard tools. The pins are available with a **HSS** shank or a **Carbide shank** - for extra strength and precision.

● - Fine grits ● - Medium grits

Shank	Cat.No.	D	T	L1	Y	L	Grit Size D or B
HSS	PM0.2-01	0.2	5	5	3	40	30
	PM0.3-01	0.3	2	5	3	40	30 46 54
	PM0.4-01	0.4	2	5	3	40	
	PM0.5-01	0.5	2	5	3	40	
	PM0.5-05	0.5	3	7	3	50	
	PM0.6-01	0.6	3	5	3	40	46 54 91
	PM0.6-05	0.6	3	7	3	50	
	PM0.7-01	0.7	3	5	3	40	
	PM0.7-05	0.7	3	7	3	50	
	PM0.8-01	0.8	3	5	3	40	
PM0.8-05	0.8	4	10	3	50	46 54 91 126	
PM0.9-01	0.9	4	7	3	40		
PM0.9-05	0.9	4	10	3	50		
Carbide	GT0.3-01	0.3	5	5	3	40	30 46 54
	GT0.4-01	0.4	5	5	3	40	
	GT0.5-01	0.5	5	5	3	40	
	GT0.6-01	0.6	5	5	3	40	46 54 91
	GT0.7-01	0.7	5	5	3	40	
	GT0.8-01	0.8	3	5	3	40	
	GT0.9-01	0.9	4	7	3	40	46 54 91 126



PM & MP Micro Pins

Remarks:

All grinding pins are available in other diameters, grit sizes and different measurements upon request.

Minimum clamping length = Half of total length: $L_c = 0.5 \times L$.

Tolerance: $D = \pm 0.05\text{mm}$, $T = \pm 1.0\text{mm}$, $L1 = \pm 1.0\text{mm}$, $Y = h6$, $L = \pm 1.0\text{mm}$.


GR Round Grinding Pins

Description & Use:

STRAUSS & CO.'s round GR pins are used for grinding Carbide, ceramics, Glass and hardened steels. Widely used in a hand grinding machine. Also used in internal grinding machines. Commonly used also in the jewelry industry.

GR - mm sizes

Cat.No.	D	Y	L
GR1	1	3	45
GR1.5	1.5	3	45
GR2	2	3	45
GR2.5	2.5	3	45
GR3	3	3	45
GR3.5	3.5	3	45
GR4	4	3	45
GR5	5	3	45
GR6	6	3	45
GR7	7	6	60
GR8	8	6	60
GR9	9	6	60
GR10	10	6	60
GR11	11	6	60
GR12	12	6	60
GR13	13	6	60
GR14	14	6	60
GR15	15	6	60
GR20	20	6	60



GR - Inch sizes

Cat.No.	Inch Size			mm.Equivalence		
	D	Y	L	D	Y	L
GR0039	0.039	0.125	1.772	1.00	3.18	45
GR0079	0.079	0.125	1.772	2.00	3.18	45
GR0118	0.118	0.125	1.772	3.00	3.18	45
GR0138	0.138	0.125	1.772	3.50	3.18	45
GR0157	0.157	0.125	1.772	4.00	3.18	45
GR0197	0.197	0.125	1.772	5.00	3.18	45
GR0236	0.236	0.125	1.772	6.00	3.18	45
GR0276	0.276	0.250	2.362	7.00	6.35	60
GR0315	0.315	0.250	2.362	8.00	6.35	60
GR0354	0.354	0.250	2.362	9.00	6.35	60
GR0394	0.394	0.250	2.362	10.0	6.35	60

Grit Size: Available in D or B91 (#170/200), D or B126 (#120/140), D or B181 (#80/100). Other grit sizes are available upon request.

Remarks:

Minimum clamping length = Half of total length: $L_c = 0.5 \times L$.
Tolerance: $D = \pm 0.2\text{mm} (\pm 0.008")$, $Y = h6$, $L = \pm 1.0\text{mm} (\pm 0.040")$.

PA Grinding Pins With Recess

Description & Use:

STRAUSS & CO.'s PA pins have all the advantages and features described in page 32 in our catalog. In addition these pins are specially made for Jig Grinding of blind holes, as the Debris evacuating and the cooling is better than straight pins.

Cat.No.	D	T	N	Y	L
PA6.0-05	6	8	3.5	6	60
PA7.0-05	7	8	4.5	6	80
PA8.0-05	8	10	5.5	6	80
PA10-10	10	10	7.5	6	80
PA12-10	12	10	9.5	6	80
PA15-20	15	10	12.5	10	100


Grit Size: Available in D or B91 (#170/200), D or B126 (#120/140), D or B181 (#80/100). Other grit sizes are available upon request.

Remarks:

Minimum clamping length = Half of total length: $L_c = 0.5 \times L$.

Standard CBN pins are plated in ABN 300.

Tolerance: D=±0.15mm, T= ±1.0mm, N= ±1.0mm, Y= h6, L= ±1.0mm



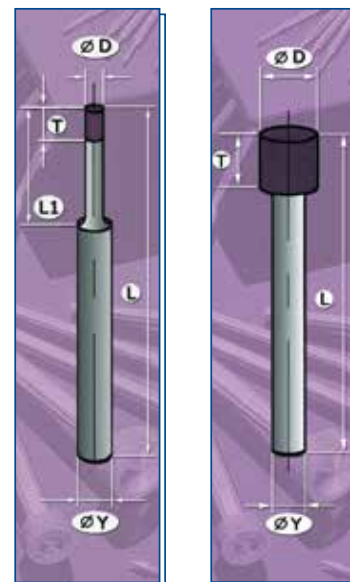
GT Grinding Pins With Tungsten Carbide Shank

Description & Use:

STRAUSS & CO.'s GT pins have all the advantages and features described in page 32 in our catalog. All GT pins are plated on a Tungsten Carbide shanks. This minimizes the vibrations to almost vibration free grinding. The result is extra precise grinding.

.Cat.No	Description					.Min order
	D	T	L1	Y	L	
GT2.0-05	2.0	5	12	3	55	20
GT2.3-50	2.3	3		2	50	20
GT2.3-75	2.3	3		2	75	20
GT2.5-05	2.5	5	16	3	55	20
GT3.0-05	3.0	5	16	3	55	20
GT3.3-50	3.3	4		3	50	20
GT3.3-75	3.3	4		3	75	20
GT3.5-05	3.5	5		3	55	20
GT4.0-05	4.0	5		3	55	20
GT4.0-15	4.0	5	20	6	60	10
GT4.3-50	4.3	5		4	50	20
GT4.3-75	4.3	5		4	75	20
GT4.5-01	4.5	5		3	55	20
GT5.0-01	5.0	6		3	55	20
GT5.0-05	5.0	6	20	6	60	10
GT5.3-50	5.3	5		5	50	10
GT5.3-75	5.3	5		5	75	10

Cat.No.	Description					Min. order
	D	T	L1	Y	L	
GT5.3-100	5.3	5		5	100	10
GT6.0-05	6.0	8	20	6	60	10
GT6.0-10	6.0	8	30	6	80	10
GT6.3-50	6.3	7		6	50	10
GT6.3-75	6.3	7		6	75	10
GT6.3-100	6.3	7		6	100	10
GT8.0-01	8.0	10		6	60	10
GT8.0-15	8.0	10	30	8	100	5
GT8.3-75	8.3	10		8	75	10
GT8.3-100	8.3	10		8	100	10
GT10-05	10	10		6	60	10
GT10-20	10	10	30	10	100	5
GT12-05	12	10		6	60	10
GT12-20	12	10		10	100	5
GT15-01	15	10		6	60	10
GT15-20	15	10		10	100	5



Grit Size: Available in D or B91 (#170/200), D or B126 (#120/140), D or B181 (#80/100). Other grit sizes are available upon request.

Remarks:

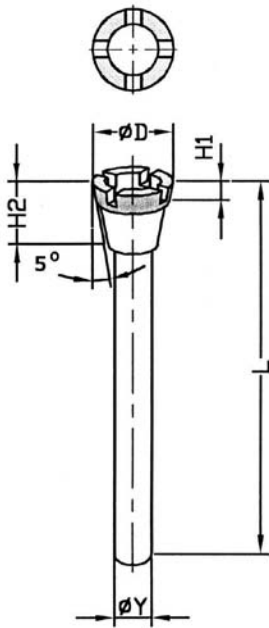
Tolerance: D=±0.15mm, T= ±1.0mm, L1= ±1.0mm, Y= h6, L= ±1.0mm.
Please see additional items in page 37

BH Bottoming Pins

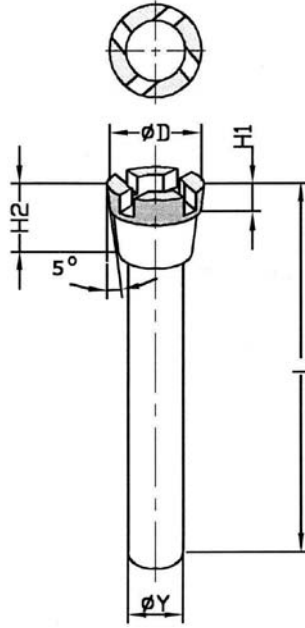
Description & Use:

STRAUSS & CO.'s **BH Series** are manufactured for *bottoming* and *shoulder* Grinding. They have a back taper, recessed center, and grinding dust exit slots. Two types are provided. Widely used on jig grinding machines.

TYPE A



TYPE B



Cat. No. For CBN	Cat. No. For Diamond	Inch Size					mm Equivalence					
		D	H1	H2	Y	L	D	H1	H2	Y	L	
Type A	Type A											
6909BH	2909BH	0.315"	0.155"	0.500"	1/4"	3.000"	8.00	3.937	12.7	6.35	76.2	
6910FBH	2910FBH	0.335"	0.155"	0.500"	1/4"	3.000"	8.50	3.937	12.7	6.35	76.2	
6911BH	2911BH	0.394"	0.155"	0.500"	1/4"	3.000"	10.00	3.937	12.7	6.35	76.2	
6913DBH	2913DBH	0.473"	0.155"	0.500"	1/4"	3.000"	12.00	3.937	12.7	6.35	76.2	
Type B	Type B											
6915XLBH	2915XLBH	0.591"	0.155"	0.500"	3/8"	3.500"	15.00	3.937	12.7	9.52	88.9	
6917XLBH	2917XLBH	0.730"	0.155"	0.500"	3/8"	3.500"	18.55	3.937	12.7	9.52	88.9	
6919XLBH	2919XLBH	1.000"	0.155"	0.500"	3/8"	3.500"	25.40	3.937	12.7	9.52	88.9	

Grit Size:

Available in D or B91 (#170/200), D or B181 (#80/100).
Standard CBN pins are plated with CBN570.
For Diamond pins pls ask for the min quantity.
Other grit sizes are available upon request.

Remarks:

Minimum clamping length = Half of total length: $L_c = 0.5 \times L$.

Tolerance: D = ± 0.006 ", H1 = ± 0.040 ", H2 = ± 0.040 ", Y = h6, L = ± 0.040 ".


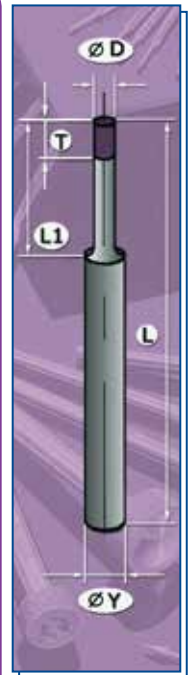
PT Grinding Pins Inch Sizes - Shank \emptyset 1/8"

For PT grinding pins series *Strauss & Co.* offers 3 types of super-abrasive coating:

- - Pins plated with ABN 300.
- - Pins plated with CBN 570.
- - Diamond plated pins.

- #400 = grit #325/400 (D46-D54) #140 = grit #140/170 (D107) #80 = grit #80/100 (D181)
- #200 = grit #200/230 (D76) #120 = grit #120/140 (D126) #60 = grit #60/80 (D252)
- #170 = grit #170/200 (D91) #100 = grit #100/120 (D151)

Cat.No.	Inch Size					Grit Size	mm Equivalence				
	D	T	L1	Y	L		D	T	L1	Y	L
PT0016-01	0.016	0.079	0.125	0.125	2.000	#400 #400	0.40	2.00	3.18	3.18	50
PT0020-01	0.020	0.063	0.125	0.125	1.378	#200 #140	0.50	1.60	3.18	3.18	35
PT0020-05	0.020	0.079	0.250	0.125	2.000	#170 #170	0.50	2.00	6.35	3.18	50
PT0025-01	0.025	0.094	0.250	0.125	1.378	#200 #140 #140	0.65	2.38	6.35	3.18	35
PT0025-05	0.025	0.079	0.250	0.125	2.000	#400 #170 #400 #170	0.65	2.00	6.35	3.18	50
PT0030-01	0.030	0.094	0.250	0.125	1.378	#200 #140 #140	0.75	2.38	6.35	3.18	35
PT0030-05	0.030	0.079	0.250	0.125	2.000	#170 #120 #170 #120	0.75	2.00	6.35	3.18	50
PT0035-01	0.035	0.094	0.250	0.125	1.378	#200 #140 #140	0.90	2.38	6.35	3.18	35
PT0035-05	0.035	0.118	0.250	0.125	2.000	#170 #120 #120	0.90	3.00	6.35	3.18	50
PT0039-01	0.039	0.125	0.375	0.125	1.378	#200 #100 #80	1.00	3.18	9.52	3.18	35
PT0039-05	0.039	0.079	0.250	0.125	2.165	#170 #120 #170 #80	1.00	2.00	6.35	3.18	55
PT0039-10	0.039	0.125	0.375	0.125	2.500	#200 #100 #80	1.00	3.18	9.52	3.18	63.5
PT0045-01	0.045	0.125	0.375	0.125	1.378	#200 #100 #80	1.14	3.18	9.52	3.18	35
PT0045-05	0.045	0.118	0.250	0.125	2.165	#170 #120 #170 #120	1.14	3.00	6.35	3.18	55
PT0045-10	0.045	0.125	0.375	0.125	2.500	#200 #100 #80	1.14	3.18	9.52	3.18	63.5
PT0049-01	0.049	0.079	0.250	0.125	2.165	#170 #80 #170 #80	1.25	2.00	6.35	3.18	55
PT0050-01	0.050	0.125	0.375	0.125	1.378	#200 #100 #80	1.27	3.18	9.52	3.18	35
PT0050-05	0.050	0.118	0.500	0.125	2.165	#170 #120 #170 #120	1.27	3.00	12.7	3.18	55
PT0050-10	0.050	0.118	1.000	0.125	2.165	#120 #120	1.27	3.00	25.4	3.18	55
PT0050-15	0.050	0.125	0.375	0.125	2.500	#200 #100 #80	1.27	3.18	9.52	3.18	63.5
PT0050-20	0.050	0.125	1.000	0.125	2.500	#200 #100 #80	1.27	3.18	25.4	3.18	63.5
PT0055-01	0.055	0.125	0.375	0.125	1.378	#200 #100 #80	1.40	3.18	9.52	3.18	35
PT0055-05	0.055	0.118	0.500	0.125	2.165	#120 #120	1.40	3.00	12.7	3.18	55
PT0055-10	0.055	0.125	0.375	0.125	2.500	#200 #100 #80	1.40	3.18	9.52	3.18	63.5
PT0059-01	0.059	0.125	0.375	0.125	1.378	#200 #100 #80	1.50	3.18	9.52	3.18	35
PT0059-05	0.059	0.118	0.500	0.125	2.165	#170 #80 #170 #80	1.50	3.00	12.7	3.18	55
PT0059-10	0.059	0.157	1.000	0.125	2.165	#120 #120	1.50	4.00	25.4	3.18	55
PT0059-15	0.059	0.125	0.375	0.125	2.500	#200 #100 #80	1.50	3.18	9.52	3.18	63.5
PT0059-20	0.059	0.125	1.000	0.125	2.500	#200 #100 #80	1.50	3.18	25.4	3.18	63.5



.../42

PT Grinding Pins Inch Sizes - Shank \emptyset 1/8"

Cat.No.	Inch Size					Grit Size	mm Equivalence				
	D	T	L1	Y	L		D	T	L1	Y	L
PT0065-01	0.065	0.157	0.500	0.125	2.165	#120 #120	1.65	4.00	12.7	3.18	55
PT0069-01	0.069	0.118	0.500	0.125	2.165	#170 #80 #170 #80	1.75	3.00	12.7	3.18	55
PT0070-01	0.070	0.157	0.500	0.125	1.378	#200 #100 #80	1.80	4.00	12.7	3.18	35
PT0070-05	0.070	0.157	0.500	0.125	2.165	#120 #120	1.80	4.00	12.7	3.18	55
PT0070-10	0.070	0.157	1.000	0.125	2.165	#120 #120	1.80	4.00	25.4	3.18	55
PT0070-15	0.070	0.157	0.500	0.125	2.500	#200 #100 #80	1.80	4.00	12.7	3.18	63.5
PT0070-20	0.070	0.157	1.000	0.125	2.500	#200 #100 #80	1.80	4.00	25.4	3.18	63.5
PT0075-01	0.075	0.157	0.500	0.125	2.165	#120 #120	1.90	4.00	12.7	3.18	55
PT0079-01	0.079	0.157	0.500	0.125	1.378	#200 #100 #80	2.00	4.00	12.7	3.18	35
PT0079-05	0.079	0.157	0.500	0.125	2.165	#170 #120 #80 #170 #120 #80	2.00	4.00	12.7	3.18	55
PT0079-10	0.079	0.157	1.000	0.125	2.165	#120 #120	2.00	4.00	25.4	3.18	55
PT0079-15	0.079	0.157	0.500	0.125	2.500	#200 #100 #80	2.00	4.00	12.7	3.18	63.5
PT0085-01	0.085	0.157	0.500	0.125	2.165	#120 #120	2.16	4.00	12.7	3.18	55
PT0089-01	0.089	0.157	0.500	0.125	2.165	#170 #80 #170 #80	2.25	4.00	12.7	3.18	55
PT0089-05	0.089	0.157	1.000	0.125	2.165	#120 #120	2.25	4.00	25.4	3.18	55
PT0091-01	0.091	0.157	0.500	0.125	1.378	#200 #100 #80	2.30	4.00	12.7	3.18	35
PT0091-05	0.091	0.157	0.500	0.125	2.500	#200 #100 #80	2.30	4.00	12.7	3.18	63.5
PT0091-10	0.091	0.157	1.000	0.125	2.500	#200 #100 #80	2.30	4.00	25.4	3.18	63.5
PT0095-01	0.095	0.157	0.500	0.125	2.165	#120 #120	2.40	4.00	12.7	3.18	55
PT0098-01	0.098	0.157	0.500	0.125	1.378	#200 #100 #80	2.50	4.00	12.7	3.18	35
PT0098-05	0.098	0.157	0.500	0.125	2.165	#170 #80 #170 #80	2.50	4.00	12.7	3.18	55
PT0098-10	0.098	0.157	0.500	0.125	2.500	#200 #100 #80	2.50	4.00	12.7	3.18	63.5
PT0098-15	0.098	0.157	1.000	0.125	2.500	#200 #100 #80	2.50	4.00	25.4	3.18	63.5
PT0105-01	0.105	0.157	0.500	0.125	2.165	#120 #120	2.65	4.00	12.7	3.18	55
PT0105-05	0.105	0.157	1.000	0.125	2.165	#120 #120	2.65	4.00	25.4	3.18	55
PT0108-01	0.108	0.157	0.500	0.125	2.165	#170 #80 #170 #80	2.75	4.00	12.7	3.18	55
PT0110-01	0.110	0.157	0.500	0.125	1.378	#200 #100 #80	2.80	4.00	12.7	3.18	35
PT0110-05	0.110	0.157	0.500	0.125	2.165	#120 #80 #120 #80	2.80	4.00	12.7	3.18	55
PT0110-10	0.110	0.157	1.000	0.125	2.165	#120 #120	2.80	4.00	25.4	3.18	55
PT0110-15	0.110	0.157	0.500	0.125	2.500	#200 #100 #80	2.80	4.00	12.7	3.18	63.5
PT0110-20	0.110	0.157	1.000	0.125	2.500	#200 #100 #80	2.80	4.00	25.4	3.18	63.5



Remarks:

All PT grinding pins are available in other diameters, grit sizes and different measurements, upon request.

Minimum clamping length = Half of total length: $L_c = 0.5 \times L$.

Tolerance: $D < 0.079" = \pm 0.002"$, $D \geq 0.079" = \pm 0.006"$,

$T = \pm 0.040"$, $L1 = \pm 0.040"$, $Y = h6$, $L = \pm 0.040"$.

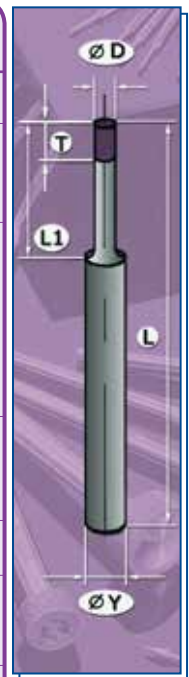
PT Grinding Pins Inch Sizes - Shank \varnothing 1/8"

For PT grinding pins series *Strauss & Co.* offers 3 types of super-abrasive coating:

- - Pins plated with ABN 300.
- - Pins plated with CBN 570.
- - Diamond plated pins.

- #400 = grit #325/400 (D46-D54) #140 = grit #140/170 (D107) #80 = grit #80/100 (D181)
- #200 = grit #200/230 (D76) #120 = grit #120/140 (D126) #60 = grit #60/80 (D252)
- #170 = grit #170/200 (D91) #100 = grit #100/120 (D151)

Cat.No.	Inch Size					Grit Size	mm Equivalence				
	D	T	L1	Y	L		D	T	L1	Y	L
PT0115-01	0.115	0.157	0.500	0.125	2.165	#170 #120 #170 #120	2.90	4.00	12.7	3.18	55
PT0118-01	0.118	0.157	0.500	0.125	2.165	#170 #120 #170 #120	3.00	4.00	12.7	3.18	55
PT0118-05	0.118	0.157	0.626	0.125	2.165	#170 #80 #170 #80	3.00	4.00	15.9	3.18	55
PT0125-01	0.125	0.157	0.500	0.125	1.378	#200 #100 #80	3.18	4.00	12.7	3.18	35
PT0125-05	0.125	0.157	0.500	0.125	2.165	#170 #120 #170 #120	3.18	4.00	12.7	3.18	55
PT0125-10	0.125	0.157	0.500	0.125	2.500	#200 #100 #80	3.18	4.00	12.7	3.18	63.5
PT0125-15	0.125	0.157	1.000	0.125	2.500	#200 #100 #80	3.18	4.00	25.4	3.18	63.5
PT0130-01	0.130	0.157	0.500	0.125	2.165	#120 #120	3.30	4.00	12.7	3.18	55
PT0130-05	0.130	0.197	0.626	0.125	2.165	#170 #80 #170 #80	3.30	5.00	15.9	3.18	55
PT0135-01	0.135	0.236		0.125	2.165	#120 #120	3.43	6.00		3.18	55
PT0140-01	0.140	0.197		0.125	2.165	#170 #80 #170 #80	3.55	5.00		3.18	55
PT0140-05	0.140	0.250		0.125	2.500	#200 #100 #80	3.55	6.35		3.18	63.5
PT0157-01	0.157	0.197		0.125	2.165	#170 #80 #170 #80	4.00	5.00		3.18	55
PT0157-05	0.157	0.250		0.125	2.500	#200 #100 #80	4.00	6.35		3.18	63.5
PT0171-01	0.171	0.236		0.125	2.165	#120 #120	4.34	6.00		3.18	55
PT0177-01	0.177	0.236		0.125	2.165	#170 #80 #170 #80	4.50	6.00		3.18	55
PT0187-01	0.187	0.275		0.125	2.165	#120 #120	4.75	7.00		3.18	55
PT0187-05	0.187	0.250		0.125	2.500	#200 #100 #80	4.75	6.35		3.18	63.5
PT0197-01	0.197	0.236		0.125	2.165	#170 #80 #170 #80	5.00	6.00		3.18	55
PT0203-01	0.203	0.275		0.125	2.165	#120 #120	5.16	7.00		3.18	55
PT0219-01	0.219	0.275		0.125	2.165	#120 #120	5.56	7.00		3.18	55
PT0219-05	0.219	0.250		0.125	2.500	#200 #100 #80	5.56	6.35		3.18	63.5
PT0236-01	0.236	0.276		0.125	2.165	#170 #80 #170 #80	6.00	7.00		3.18	55
PT0250-01	0.250	0.275		0.125	2.165	#170 #120 #80 #170 #120 #80	6.35	7.00		3.18	55
PT0250-05	0.250	0.125		0.125	2.500	#140 #100 #80	6.35	3.18		3.18	63.5
PT0250-10	0.250	0.250		0.125	2.500	#200 #100 #80	6.35	6.35		3.18	63.5



PT Grinding Pins Inch Sizes - Shank \emptyset 1/4"

Cat.No.	Inch Size					Grit Size	mm Equivalence				
	D	T	L1	Y	L		D	T	L1	Y	L
PT0079-20	0.079	0.157	0.500	0.250	2.165	#170 #80 #170 #80	2.00	4.00	12.7	6.35	55
PT0089-10	0.089	0.157	0.500	0.250	2.165	#170 #80 #170 #80	2.25	4.00	12.7	6.35	55
PT0098-20	0.098	0.157	0.500	0.250	2.165	#170 #80 #170 #80	2.50	4.00	12.7	6.35	55
PT0108-05	0.108	0.157	0.500	0.250	2.165	#170 #80 #170 #80	2.75	4.00	12.7	6.35	55
PT0118-10	0.118	0.157	0.626	0.250	2.165	#170 #80 #170 #80	3.00	4.00	15.9	6.35	55
PT0118-15	0.118	0.157	1.500	0.250	3.500	#170 #80 #170 #80	3.00	4.00	38.1	6.35	88.9
PT0130-10	0.130	0.197	0.626	0.250	2.165	#170 #80 #170 #80	3.30	5.00	15.9	6.35	55
PT0130-15	0.130	0.197	1.500	0.250	3.500	#170 #80 #170 #80	3.30	5.00	38.1	6.35	88.9
PT0140-10	0.140	0.197	0.626	0.250	2.165	#170 #80 #170 #80	3.55	5.00	15.9	6.35	55
PT0140-15	0.140	0.250	1.000	0.250	3.000	#140 #100 #80	3.55	6.35	25.4	6.35	76.2
PT0140-20	0.140	0.197	1.500	0.250	3.500	#170 #80 #170 #80	3.55	5.00	38.1	6.35	88.9
PT0157-10	0.157	0.197	0.626	0.250	2.165	#170 #80 #170 #80	4.00	5.00	15.9	6.35	55
PT0157-15	0.157	0.250	1.000	0.250	3.000	#140 #100 #80	4.00	6.35	25.4	6.35	76.2
PT0157-20	0.157	0.197	1.500	0.250	3.500	#170 #80 #170	4.00	5.00	38.1	6.35	88.9
PT0177-05	0.177	0.236	0.626	0.250	2.165	#170 #80 #170 #80	4.50	6.00	15.9	6.35	55
PT0177-10	0.177	0.236	1.500	0.250	3.500	#170 #80 #170 #80	4.50	6.00	38.1	6.35	88.9
PT0187-10	0.187	0.250	1.000	0.250	3.000	#140 #100 #80	4.75	6.35	25.4	6.35	76.2
PT0197-05	0.197	0.236	0.626	0.250	2.165	#170 #80 #170 #80	5.00	6.00	15.9	6.35	55
PT0197-10	0.197	0.236	1.500	0.250	3.500	#170 #80 #170 #80	5.00	6.00	38.1	6.35	88.9
PT0203-05	0.203	0.250	1.000	0.250	3.000	#120 #80	5.16	6.35	25.4	6.35	76.2
PT0219-10	0.219	0.250	1.000	0.250	3.000	#140 #100 #80	5.56	6.35	25.4	6.35	76.2
PT0236-05	0.236	0.276	1.000	0.250	3.000	#170 #80 #60 #170 #80 #60	6.00	7.00	25.4	6.35	76.2
PT0250-15	0.250	0.125	1.000	0.250	3.000	#140 #100 #80	6.35	3.18	25.4	6.35	76.2
PT0250-20	0.250	0.250	1.000	0.250	3.000	#140 #100 #80	6.35	6.35	25.4	6.35	76.2
PT0256-01	0.256	0.276		0.250	3.000	#170 #80 #60 #170 #80 #60	6.50	7.00		6.35	76.2
PT0282-01	0.282	0.250		0.250	3.000	#120 #80 #80	7.16	6.35		6.35	76.2



Remarks:

All PT grinding pins are available in other diameters, grit sizes and different measurements, upon request.

Minimum clamping length = Half of total length: $L_c = 0.5 \times L$.

Tolerance: $D < \emptyset 0.079" = \pm 0.002"$, $D \geq \emptyset 0.079" = \pm 0.006"$,
 $T = \pm 0.040"$, $L1 = \pm 0.040"$, $Y = h6$, $L = \pm 0.040"$.

PT Grinding Pins Inch Sizes - Shank \varnothing 1/4"

For PT grinding pins series *Strauss & Co.* offers 3 types of super-abrasive coating:

- - Pins plated with ABN 300.
- - Pins plated with CBN 570.
- - Diamond plated pins.

- #400 = grit #325/400 (D46-D54) #140 = grit #140/170 (D107) #80 = grit #80/100 (D181)
- #200 = grit #200/230 (D76) #120 = grit #120/140 (D126) #60 = grit #60/80 (D252)
- #170 = grit #170/200 (D91) #100 = grit #100/120 (D151)

Cat.No.	Inch Size					Grit Size	mm Equivalence				
	D	T	L1	Y	L		D	T	L1	Y	L
PT0315-01	0.315	0.250		0.250	3.000	#140 #80	8.00	6.35		6.35	76.2
PT0315-05	0.315	0.315		0.250	3.000	#170 #80 #170 #80	8.00	8.00		6.35	76.2
PT0315-10	0.315	0.375		0.250	3.000	#140 #100 #80 #170	8.00	9.52		6.35	76.2
PT0315-15	0.315	0.374		0.250	3.500	#80 #80	8.00	10.0		6.35	88.9
PT0335-01	0.335	0.315		0.250	3.000	#170 #80 #60 #170 #80 #60	8.50	8.00		6.35	76.2
PT0375-01	0.375	0.125		0.250	3.000	#140 #100 #80	9.52	3.18		6.35	76.2
PT0375-05	0.375	0.250		0.250	3.000	#140 #100 #80	9.52	6.35		6.35	76.2
PT0375-10	0.375	0.375		0.250	3.000	#140 #100 #80	9.52	9.52		6.35	76.2
PT0375-15	0.375	0.394		0.250	3.500	#170 #120 #80 #170 #120 #80	9.52	10.0		6.35	88.9
PT0394-01	0.394	0.197		0.250	3.500	#170 #80 #170 #80	10.0	5.00		6.35	88.9
PT0394-05	0.394	0.394		0.250	3.500	#170 #80 #170 #80	10.0	10.0		6.35	88.9
PT0406-01	0.406	0.394		0.250	3.500	#80	10.3	10.0		6.35	88.9
PT0437-01	0.437	0.394		0.250	3.500	#80 #80	11.0	10.0		6.35	88.9
PT0472-01	0.472	0.394		0.250	3.500	#170 #80 #170 #80	12.0	10.0		6.35	88.9
PT0500-01	0.500	0.250		0.250	3.000	#80	12.7	6.35		6.35	76.2
PT0500-05	0.500	0.375		0.250	3.000	#140 #100 #80	12.7	9.52		6.35	76.2
PT0500-10	0.500	0.500		0.250	3.000	#140 #100 #80	12.7	12.7		6.35	76.2
PT0500-15	0.500	0.394		0.250	3.500	#170 #120 #80 #170 #120 #80	12.7	10.0		6.35	88.9
PT0591-01	0.591	0.197		0.250	3.500	#170 #80 #170 #80	15.0	5.00		6.35	88.9
PT0591-05	0.591	0.394		0.250	3.500	#170 #80 #170 #80	15.0	10.0		6.35	88.9
PT0728-01	0.728	0.394		0.250	3.500	#170 #80 #170 #80	18.5	10.0		6.35	88.9
PT0750-01	0.750	0.250		0.250	3.000	#140 #100 #80	19.05	6.35		6.35	76.2
PT0750-05	0.750	0.500		0.250	3.000	#140 #100 #80	19.05	12.7		6.35	76.2
PT0865-01	0.864	0.394		0.250	3.500	#80 #120 #80	22.0	10.0		6.35	88.9



PT Grinding Pins Inch Sizes - Shank \emptyset 3/8"

Cat.No.	Inch Size					Grit Size	mm Equivalence				
	D	T	L1	Y	L		D	T	L1	Y	L
PT0394-10	0.394	0.197		0.375	3.500	#170 #80 #170 #80	10.0	5.00		9.52	88.9
PT0394-15	0.394	0.394		0.375	3.500	#170 #80 #60 #170 #80 #60	10.0	10.0		9.52	88.9
PT0394-20	0.394	0.394		0.375	3.937	#80 #100	10.0	10.0		9.52	100
PT0406-05	0.406	0.394		0.375	3.500	#80 #80	10.3	10.0		9.52	88.9
PT0437-05	0.437	0.394		0.375	3.500	#60 #60	11.0	10.0		9.52	88.9
PT0472-05	0.472	0.394		0.375	3.500	#170 #80 #60 #170 #80	12.0	10.0		9.52	88.9
PT0472-10	0.472	0.394		0.375	3.937	#80 #100	12.0	10.0		9.52	100
PT0500-20	0.500	0.394		0.375	3.500	#80 #60 #80 #60	12.7	10.0		9.52	88.9
PT0562-01	0.562	0.394		0.375	3.500	#60 #60	14.3	10.0		9.52	88.9
PT0591-10	0.591	0.197		0.375	3.500	#170 #80 #170 #80	15.0	5.00		9.52	88.9
PT0591-15	0.591	0.394		0.375	3.500	#170 #80 #60 #170 #80 #60	15.0	10.0		9.52	88.9
PT0591-20	0.591	0.394		0.375	3.937	#80 #60 #100 #60	15.0	10.0		9.52	100
PT0625-01	0.625	0.394		0.375	3.500	#60 #60	15.9	10.0		9.52	88.9
PT0687-01	0.687	0.394		0.375	3.500	#60 #60	17.5	10.0		9.52	88.9
PT0728-05	0.728	0.394		0.375	3.500	#170 #80 #60 #170 #80 #60	18.5	10.0		9.52	88.9
PT0750-10	0.750	0.394		0.375	3.500	#60 #60	19.1	10.0		9.52	88.9
PT0787-01	0.787	0.394		0.375	3.937	#80 #60 #100 #60	20.0	10.0		9.52	100
PT0865-05	0.865	0.394		0.375	3.500	#60 #60	22.0	10.0		9.52	88.9
PT1000-01	1.000	0.394		0.375	3.500	#170 #80 #60 #170 #80 #60	25.4	10.0		9.52	88.9
PT1000-05	0.984	0.394		0.375	3.937	#80 #60 #100 #60	25.0	10.0		9.52	100
PT1260-01	1.260	0.394		0.375	3.500	#170 #80 #60 #170 #80 #60	32.0	10.0		9.52	88.9
PT1500-01	1.500	0.394		0.375	3.500	#170 #80 #60 #170 #80 #60	38.1	10.0		9.52	88.9



Remarks:

All PT grinding pins are available in other diameters, grit sizes and different measurements, upon request.

Non plated recess as of diameter 0.375".

Minimum clamping length = Half of total length: $L_c = 0.5 \times L$.

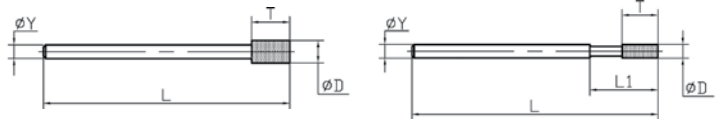
Tolerance: D = ± 0.006 ", T = ± 0.040 ", L1 = ± 0.040 ", Y = h6, L = ± 0.040 ".

Grinding Pins Sets

STRAUSS & CO. Offers a wide variety of grinding pin sets:



Cat.No.	D	T	L1	Y	L
PM2.0-05	2	5	12	3	55
PM4.0-05	4	5		3	55
PM6.0-05	6	8	20	6	60
PM8.0-01	8	10		6	60
PM10-05	10	10		6	60



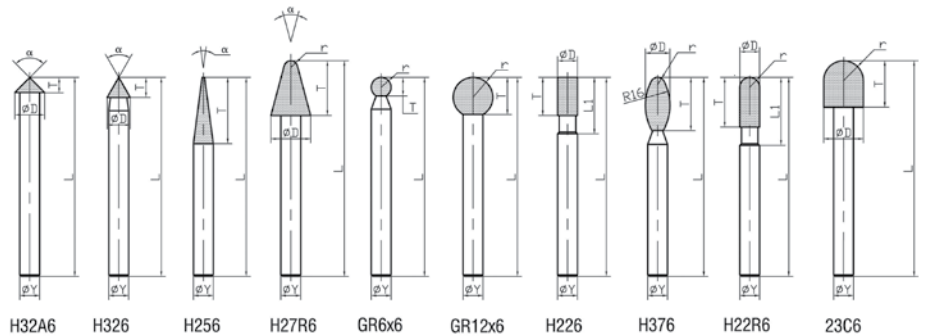
Cat. No. GPS10SET

The GPS10SET includes one of each of the above 5 pins in D91 **and** 5 of each in D126. Also available in B91/B126=GPS10BSET.



Cat. No. GPS5

The GPS5 includes one of each of the above 5 pins. GPS5 is available in D126 or B126.



Cat. No. HP6SET10D126

Includes one of each of the following pins:
GR12D126, H23C6D126, H256D126, H22R6D126, H226D126, H27R6D126, H326D126, H32A6D126, H376D126, GR6X6D126.

Cat.No.	D	T	α	Y	r	L
H32A6	9.0	4.7	90	6.0		60
H326	7.0	6.0	60	6.0		60
H256	6.0	20.0	15	6.0		60
H27R6	12.0	16.5	30	6.0	2.1	60
GR6X6	6.0	5.6		6.0	3.0	60
GR12X6	12.0	11.2		6.0	6.0	60
H226	6.0	11.5		6.0		60
H376	7.5	16.0		6.0	2.2	60
H22R6	6.0	15.0		6.0	3.0	60
H23C6	12.0	14.0		6.0	6.0	60

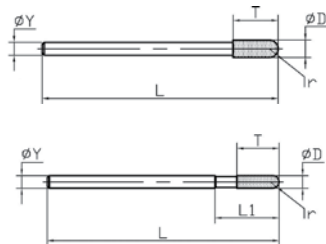
Minimum order: 10 Pieces Per item

Grinding Pins Sets



Cat. No. RET.PR3.SETD126

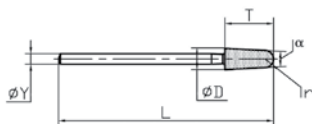
Includes the two sets:RETSET3D126 & PR3SETD126.



Cat. No. PR3SETD126

Includes one of each of the following pins:
PR3X10-01D126, PR4X10-01D126, PR6X13-01D126.

Cat.No.	D	T	L1	r	Y	L
PR3X10-01	3.0	10	15	1.5	3.0	55
PR4X10-01	4.0	10		2.0	3.0	55
PR6X13-01	6.0	13		3.0	3.0	55



Cat. No. RETSET3D126

Includes one of each of the following pins:
H27RD126, H27R4.8X3D126, H27R6X3D126.

Cat.No.	D	T	α	Y	r	L
H27R3	3.4	9.2	6.0	3.0	1.3	48.5
H27R4.8X3	4.8	11.0	6.0	3.0	1.9	48.5
H27R6X3	6.0	13.0	6.0	3.0	2.5	48.5

Description & Use:

STRAUSS & CO.'s HP range of burs is available for profile grinding where a non-cylindrical shape is required. Available in 29 different shapes, which are widely used in hand grinders for grinding and deburring applications. Also used in dental and jewelry industries.

Size:

Total length 44.5mm. Shank (Y) \varnothing 3.00mm. or \varnothing 2.35mm. When ordering please indicate shank \varnothing .
Example For Order: H11=shank \varnothing 2.35mm. H113=shank \varnothing 3.00mm.

		Cat.No.	D1	D2	T		Cat.No.	D1	D2	T
Ball 		H11	1.0			Inverted Cone 	H15	1.5	1.3	1.8
		H12	1.8				H16	2.6	2.1	2.3
		H13	2.0				H17	2.3	1.9	6.2
		H14	2.9							
		H14B	5.0							
Flat End Taper 		H18	1.0	1.6	4.6	Cylindrical 	H20	1.6		4.6
		H19	1.3	2.1	7.7		H21	1.9		5.0
		H26	1.7	2.1	4.6		H22	2.5		5.2
		H27*	2.5	3.3	9.2		H23	3.5		5.8
			*Total Length for shank 2.35mm is 48.5mm				H23B	4.9		7.4
Flame 		H25	1.8		8.3	Round End Taper 	H19R	2.2	1.3	10
							H27R*	3.3	2.6	9.4
			*Total Length for shank 3mm is 44.5mm							
Wheel 		H28	5.3		0.8	Knife 	H31	6.1		2.3
		H29	5.4		2.0					
		H30	6.4		2.0					
Cone 		H24	2.5		6.4	Inverted Cone 	H33	6.2		3.1
		H32	5.1		4.3		H34	8.2		3.6
						Inverted Cone 	H35	6.2		3.1
							H36	8.2		3.6

Grit Size:

D126 (#120/140).

Remarks:

Other grit sizes are available upon request.
Minimum clamping length = Half of total length: $L_c = 0.5 \times L$.

SP Special Profile Pins



Strauss & Co. offers its clients numerous shapes of pins as standard items. Still, we recognize the need for a custom made product. Please choose a shape from these drawings, and ask for a quotation. Please indicate the exact sizes you require.

Available in all grit sizes.

Other shapes are available - please send a drawing or a sketch for quotation.

Cat.No.: SP-1

$D =$
 $T =$
 $\alpha =$
 $Y =$
 $L =$

Remarks:

Cat.No.: SP-2

$D =$
 $T =$
 $\alpha =$
 $Y =$
 $L =$

Remarks:

Cat.No.: SP-3

$D1 =$
 $D2 =$
 $T =$
 $T1 =$
 $r =$
 $Y =$
 $L =$

Remarks:

Cat.No.: SP-4

$D =$
 $T =$
 $r =$
 $Y =$
 $L =$

Remarks:

Cat.No.: SP-5

$D =$
 $T =$
 $\alpha =$
 $Y =$
 $L =$

Remarks:

Cat.No.: SP-6

$D =$
 $T =$
 $r =$
 $Y =$
 $L =$

Remarks:

Cat.No.: SP-7

$D =$
 $T =$
 $r =$
 $Y =$
 $L =$

Remarks:

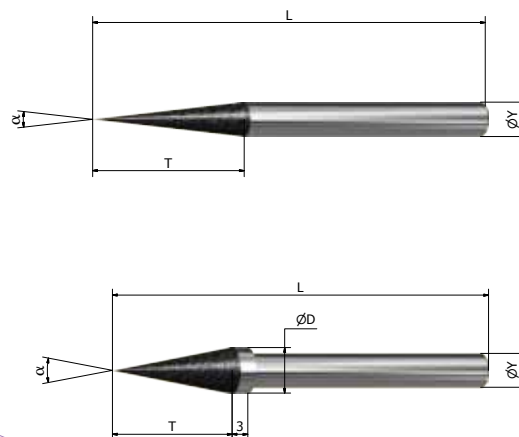
Profile Grinding Pins

PK Pins for grinding tungsten Carbide drawing dies

Description & Use:

STRAUSS & CO.'s Diamond plated tapered pins are ideal for grinding or ripping tungsten Carbide drawing dies for the wire and tube industries. It is also used for cold heading dies.

Cat No.	D	T	Y	L	α
PK3x8-01	3	19	3	55	8
PK3x10-01	3	15	3	55	10
PK3x12-01	3	13	3	55	12
PK3x15-01	3	10	3	55	15
PK3x20-01	3	8	3	55	20
PK5x8-01	5	34	6	75	8
PK6x10-01	6	33	6	100	10
PK6x12-01	6	27	6	100	12
PK6x14-01	6	23	6	100	14
PK6x16-01	6	20	6	62	16
PK6x20-01	6	16	6	58	20
PK6x30-01	6	10.5	6	52	30
PK1/8x8-01	1/8	21	1/8	63	8
PK1/8x10-01	1/8	16	1/8	63	10
PK1/8x12-01	1/8	14	1/8	63	12
PK1/4x8-01	1/4	43	1/4	76	8
PK1/4x10-01	1/4	35	1/4	76	10
PK1/4x12-01	1/4	29	1/4	76	12
PK3/8x8-01	3/8	66	1/4	100	8
PK3/8x10-01	3/8	53	1/4	89	10
PK3/8x12-01	3/8	44	1/4	76	12
special					



Remarks:

Available in D91 (#170/200), D126 (#120/140), D151 (#100/120), D181 (#80/100).

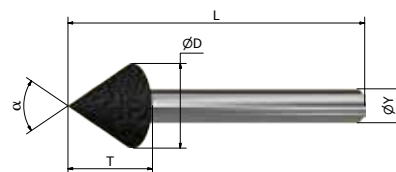
Other sizes and grit sizes are available upon request.

For this type of custom-made shaped pin, please refer to the PK drawing.

Minimum clamping length = Half of total length: $Le=0.5xL$

PK(2) Conical Grinding Pins

Cat No.	D	T	Y	L	α
PK6x45-01	6	7	6	60	45
PK6x60-01	6	5	6	60	60
PK6x90-01	6	3	6	60	90
PK8x30-01	8	14.5	6	60	30
PK8x45-01	8	9.5	6	60	45
PK8x60-01	8	6.5	6	60	60
PK8x60-02	8	6.5	3	55	60
PK8x90-01	8	4	6	60	90
PK8x90-02	8	4	3	55	90
PK10x30-01	10	18	6	60	30
PK10x45-01	10	11.2	6	52	45
PK10x60-01	10	8.5	6	50	60
PK10x90-01	10	5	6	45	90
PK12x30-01	12	22	6	64	30
PK12x45-01	12	14	6	55	45
PK12x60-01	12	10	6	60	60
PK12x90-01	12	6	6	46	90
PK15x45-01	15	17.5	6	58	45
PK15x60-01	15	12.5	6	54	60
PK15x90-01	15	7.5	6	48	90
PK20x45-01	20	24	6	64	45
PK20x60-01	20	17	6	58	60
PK20x90-01	20	10	6	50	90
PK30x90-01	30	15	6	55	90
special					
special					



Remarks:

Available in D or B91 (#170/200), D or B126 (#120/140), D or B181 (#80/100).

Other sizes and grit sizes are available upon request.


For this type of custom-made shaped pin, please refer to the PK drawing.

Minimum clamping length = Half of total length: $Le=0.5xL$

Profile Grinding Pins

PF Flat End Taper Grinding Pins

Cat No.	D1	D2	T	Y	L
PF3X1-01*	3	1	11.5	6	46
PF4X2-01*	4	2	11.5	6	46
PF5X3-01*	5	3	11.5	6	46
PF6X4-01*	6	4	11.5	6	46
PF7X5-01	7	5	11.5	6	46
PF8X6-01	8	6	11.5	6	46
PF11X9-01	11	9	11.5	6	46
PF12X10-01	12	10	11.5	6	46
PF13X11-01	13	11	11.5	6	46
Special					



Remarks:

Available in D151 (#100/120). * L1=20.


Other sizes and grit sizes are available upon request.

For this type of custom-made shape pin, please refer to the PF drawing.

Minimum clamping length = Half of total length: $Le=0.5 \times L$.

PR Radius Shaped Grinding Pins

Cat No.	D	T	Y	L	r
PR6X20-01*	6	20	6	60	3.0
PR10X15-01	10	15	6	55	5.0
PR15X30-01	15	30	6	70	7.5
special					



Remarks:

Available in D or B91 (#170/200),

D or B126 (#120/140), D or B181 (#80/100). *L1=25.


Other sizes and grit sizes are available upon request.

For this type of custom-made shape pin, please refer to the PR drawing.

Minimum clamping length = Half of total length: $Le=0.5 \times L$.

PH Inverted Cone Pins

Cat No.	D	T	Y	L	α
PH12X60-01	12	4	6	44	60
PH20X45-01	20	10	6	50	45
PH20X90-01	20	5	6	45	90
PH30X90-01	30	10	6	50	90
special					



Remarks:

Available in D or B91 (#170/200),

D or B126 (#120/140), D or B181 (#80/100).


Other sizes and grit sizes are available upon request.

For this type of custom-made shape pin, please refer to the PH drawing.

Minimum clamping length = Half of total length: $Le=0.5 \times L$.

GPR Radius Shaped Grinding Pins

Cat No.	D	T	Y	L	r
GPR2X4*	2.0	4	2.0	60	0.5
GPR2.5X4	2.5	4	2.0	60	1.0
GPR3X5	3.0	5	2.5	60	1.0
GPR3.5X5	3.5	5	3.0	80	1.0
GPR4.5X6	4.5	6	4.0	80	1.0
GPR5.5X6	5.5	6	5.0	80	1.5
GPR6.5X8	6.5	8	6.0	100	1.5
GPR8.5X10	8.5	10	8.0	100	1.5
GPR10.5X12	10.5	12	10	100	1.5
GPR12X12	12.0	12	10	100	1.5
GPR15X15	15.0	15	10	100	1.5
Special					



Remarks:

Available in B or D151 (#100/120) *L1=10.

Other sizes and grit sizes are available upon request.

For this type of custom-made shape pin, please refer to the GPR drawing.

Minimum clamping length = Half of total length: $Le=0.5 \times L$.

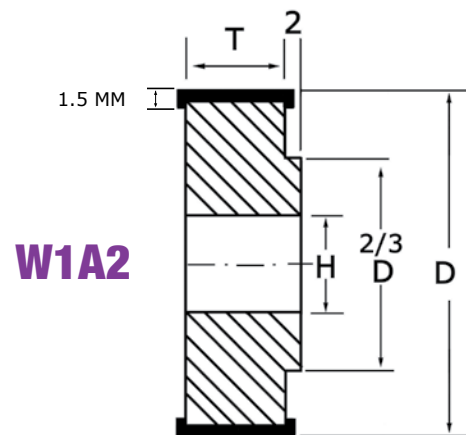
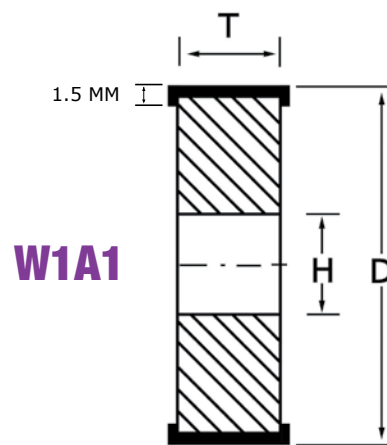
W1 Internal Grinding Wheels

Description & Use:

STRAUSS & CO.'S Small diameter grinding wheels are used for internal grinding. Commonly mounted on a shank by the user. The applications are similar to those of grinding pins, usually for bigger holes. The tight tolerance of hole and outer diameter offers the user very accurate grinding and excellent surface finishing.



Cat.No.	D	T	H	Available Type
A1-10-01	10	10	6	W1A1
A1-10-05	10	15	6	
A1-12-01	12	10	6	
A1-12-05	12	15	6	
A1-15-01	15	10	6	W1A1 or W1A2
A1-15-05	15	10	8	
A1-15-10	15	20	8	
A1-20-01	20	5	6	
A1-20-05	20	10	6	
A1-20-10	20	10	8	
A1-20-15	20	15	8	
A1-25-01	25	10	6	
A1-25-05	25	10	8	
A1-25-10	25	10	10	
A1-25-15	25	15	8	
A1-25-20	25	15	10	
A1-30-01	30	10	8	
A1-30-05	30	10	10	
A1-30-10	30	15	8	
A1-30-15	30	15	10	
A1-35-01	35	15	16	
A1-35-05	35	20	16	
A1-40-01	40	10	8	
A1-40-05	40	10	10	
A1-40-10	40	10	13	
A1-40-15	40	12	10	
A1-40-20	40	12	16	
A1-40-25	40	15	16	
A1-40-30	40	20	16	
A1-40-35	40	20	20	
A1-50-01	50	10	10	
A1-50-05	50	10	13	
A1-50-10	50	10	20	
A1-50-15	50	12	13	
A1-50-20	50	15	20	
A1-50-25	50	16	16	
A1-50-30	50	20	20	
A1-60-01	60	10	20	
A1-60-05	60	15	20	
A1-60-10	60	20	20	
A1-75-01	75	10	20	
A1-75-05	75	15	20	
A1-75-10	75	20	20	



Grit Size:

Available in D or B91 (#170/200), D or B126 (#120/140), D or B181 (#80/100).

Remarks:

Tolerance: D= ±0.5, T= ±0.5, H= H7.

Available in type W1A2. To order please indicate A2 As the Cat. No. instead of A1. (For example A2-50-01 is 50X10X20 in form A2)



***TURNING
PRECISION
INTO VALUE***

Diamond Tools For Surface Finishing



Diamond Foils

STRAUSS & CO.'s **Diamond lapping foils** are made of precisely graded Diamond particles bonded to high strength Polyester backing to provide a uniform consistent finish, waterproof, high tensile strength and heat resistance.

The applications range from dies and Mold industry as well as Jewelry, Fiber Optics and Semi Conductors Industries; particularly suited for flat surface with high gloss polishing.

Applications in use: Tungsten Carbide, Ceramic, a, Hardened Steels, Precious Stones & Epoxy materials.

Films are available with or without PSA backing (PSA - Pressure Sensitive Adhesive). Films are available in standard sizes as seen below and special sizes per request.

cat. No.	size
DF-M150X25	150 mm X 25 mm
DF-M100X50	100 mm X 50 mm
DF-M280X200	280 mm X 200 mm
DF-I6X6	6" X 6"
DF-I8X8	8" X 8"
DF-IR4	4" round
DF-IR6	6" round
DF-IR8	8" round



The foils are available with or without PSA (Pressure Sensitive Adhesives – glue)
For PSA please add P to the code - DF-PI6X6 ·D9

Remarks:

Available also in different sizes upon request.

The foils are available in the following grit sizes:

Grit (micron)	Color
3	Pink
6	Brown
9	Blue
15	Orange
30	Green
45	Light Amber
60	Dark Amber



S Diamond Strip

Description & Use:

STRAUSS & CO.'s **Diamond Strip** is a very thin foil plated with 100% Diamond concentricity in different grit sizes. The high flexibility of the strip, enables a wide range of applications. It can be cut with ordinary scissors to any desired shape and attached to a smooth surface with self adhesive back. The strip is widely used in the die and mold industry for polishing and fine finish jobs. The use of the strip, is limited only by the user's imagination.

Cat.No.	Size mm
S1	50x100
S2	25x100
S3	12.5X50

Grit Size:

Available in all grit sizes.



Diamond Foils & Diamond Strip













Diamond Compounds

Description & Use:

STRAUSS & CO's high quality **Diamond Compounds** are precisely graded with tight tolerances to assure accurate polishing results. Each supplied in 5 or 10 gram syringes for ease of application. Strauss also offers a choice of Diamond concentration: heavy, standard or medium. All compounds are available with oil soluble or water soluble. Widely used for polishing Metals, especially in the Plastic mold industry.



General Recommendations	Cat.No.	Micron Range	Mesh Equivalent	Color
Precision Finishing	STP 1	0-1/4	200,000	
	STP 3	0-2	14,000	
Finishing	STP 8	2-4	8,000	
	STP 11	4-8	3,000	
	STP 13	6-12	1,800	
Preparatory Finishing	STP 15	10-20	1,200	
	STP 19	20-40	600	
	STP 21	36-54	500	
Stock Removal	STP 23	54-80	325/400	
	STP 24	80-100	270/325	

Ordering Information:

OS- Oil Soluble
 WS- Water Soluble
 Concentrations: Medium, Standard, Heavy.

Remarks:

Compound is available in 5 or 10 gram syringes or jars.
Polycrystal compounds available upon request.

Diamond Polishers

STRAUSS & CO.'s **Diamond impregnated polishers** are made of the highest quality Diamonds impregnated into Long-lasting rubber to provide a uniform consistent finish with ease of use and short working time. The polishers are designed for smoothing, polishing and achieving high-lustre polishing on various metals as well as on platinum, titanium and Stainless Steel. The Polishers are mounted on a mandrel with an adaptor for Ø3 mm Shank, and will fit any Ø2.35 or Ø3 mm Rotary filing or polishing machine.

Please contact us for further technical details.



Cat. No.	RDHP2X3F	RDHP2X3M	RDHP2X3C
Grit	Fine	Medium	Coarse
Size	4 x 13 mm		
PRM	7.000 - max. 10.000		
Shape	Flame		



Cat. No.	RDHP26X3F	RDHP26X3M	RDHP26X3C
Grit	Fine	Medium	Coarse
Size	26 x 2 mm		
PRM	5.000 - max. 10.000		
Shape	Disc		



Cat. No.	RDHP17X3F	RDHP17X3M	RDHP17X3C
Grit	Fine	Medium	Coarse
Size	17 x 2.5 mm		
PRM	7.000 - max. 10.000		
Shape	Wheel		



Cat. No.	RDRA8X3F	RDRA8X3M	RDRA8X3C
Grit	Fine	Medium	Coarse
Size	11 x 2 mm		
PRM	7.000 - max. 12.000 min-1		
Shape	wheel		

To receive a bright shiny polish - use of all 3 grit sizes from coarse to fine



Cat. No.	RDRA17X3F	RDRA17X3M	RDRA17X3C
Grit	Fine	Medium	Coarse
Size	6 x 7.5 mm		
PRM	7.000 - max. 12.000		
Shape	Cup		



Cat. No.	RDRA16X3F	RDRA16X3M	RDRA16X3C
Grit	Fine	Medium	Coarse
Size	4 x 10 mm		
PRM	7.000 - max. 12.000		
Shape	Flame		



Cat. No.	RDRA18X3F	RDRA18X3M	RDRA18X3C
Grit	Fine	Medium	Coarse
Size	10 x 2.5 mm		
PRM	7.000 - max. 12.000 min-1		
Shape	Lens		

Remarks:

Other shapes and sizes are available upon request.

Countersink

Description & Use:

STRAUSS & CO's **Countersink** is ideal for deburring and chamfering holes in materials such as Glass, Tungsten Carbide, HSS, Fiberglass and Epoxy, re-inforced Plastic and other hard Metals (45hrc and harder).

The COU25 plated with D252 is specially made and widely used for holes on ceramic surfaces.

Range: 3.5mm. - 25.4mm.



Set Cat. No. COUSET: NB4001ST, COU6D126, COU10D126, COU10D252, COU3.2D126.



Cat. No. COU10



STRAUSS & CO's **fixed Diamond coated countersink Ø10.4mm** is ideal for deburring and chamfering holes in materials such as Glass, Tungsten Carbide, HSS and other hard Metals. Can also be used for deburring and chamfering material such as re-inforced Plastic, Fiberglass and Epoxy (D252). Standard grit sizes: D126 (#120/140), D252 (#60/80). Other grit sizes are available upon request.

Cat. No. COU6



STRAUSS & CO's **fixed Diamond coated countersink Ø6.3mm** is ideal for deburring and chamfering holes in materials such as Glass, Tungsten Carbide, HSS and other hard Metals. Standard grit size: D126 (#120/140). Other grit sizes are available upon request.

Cat. No. COU3.2



STRAUSS & CO's **fixed Diamond coated countersink Ø3.5mm** is ideal for horizontal filing jobs. Coated length 15.0mm. Standard grit size: D126 (#120/140). Other grit sizes are available upon request.

Cat. No. COU25



STRAUSS & CO's **fixed Diamond coated countersink Ø25mm** is ideal for deburring and chamfering holes in materials such as Glass, re-inforced Plastic, Fiberglass and Epoxy. Standard grit size: D252 (#60/80). Other grit sizes are available upon request.

Cat. No. COUEX




STRAUSS & CO's **EX. Diamond coated roto-drive Ø25mm** is for external chamfering on re-inforced Plastic, Fiberglass and Epoxy. Standard grit size: D252 (#60/80). Other grit sizes are available upon request.

Diamond Dressing Tools



Diamond Dressing Tools

STRAUSS & CO.'s **Diamond Dressers** are widely used for exposing new abrasive grits and new sharp cutting edges on bonded grinding wheels. The product range includes the Single point Dressers in 3 different quality levels (1-3 working points), the Multi point Dressers that are normally used for large & wide grinding wheels, blade shaped dressers and Hand Dressers.



Blade Dressers



Single point Dressers



Forming Dressers



Multi point



Hand Dressers



Remarks:

Please contact us for additional sizes & shapes

Diamond & CBN Saws



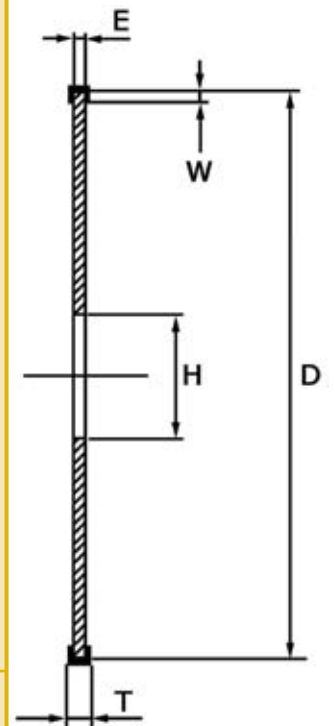
SW Sawing Wheels

Description & Use:

STRAUSS & CO.'S Circular Saws are employed in sawing materials such as Tungsten Carbide, hardened Steels, Fiberglass, Ceramics, Epoxy and re-inforced Plastics. Also widely used for Marble cutting.



Cat.No.	Diameter (Size D)	Available Sizes for thickness (Size E)				Available Sizes for hole (Size H)					
SW030	30	0.30	0.50	1.00	6						
SW 1	40	0.30	0.50	1.00	6 8						
SW 2	50	0.30	0.50	1.00	6 8 10 1/2"						
SW 3	60	0.30	0.50	0.75	1.00	8 10 1/2"					
SW 4	65	0.30	0.50	0.75	1.00	10 1/2"					
SW 5	70	0.30	0.50	0.75	1.00	10 1/2"					
SW 6	75	0.30	0.50	0.75	1.00	3/8"	10	12	1/2"	16	20
SW 7	80	0.30	0.50	0.75	1.00	3/8"	10	12	1/2"	16	20
SW 8	100	0.30	0.50	0.75	1.00	12	16	20	22.2	1"	1 1/4"
SW 9	115	0.30	0.50	0.75	1.00	12	16	20	22.2	1"	1 1/4"
SW 10	125	0.30	0.50	0.75	1.00	1/2"	20	22.2	1"	1 1/4"	32
SW 11	150	0.30	0.50	0.75	1.00	20	22	22.2	1"	1 1/4"	32
SW 12	160	0.50	0.75	1.00		20	22	22.2	1"	1 1/4"	32
SW 13	180	0.50	0.75	1.00		20	22	22.2	1"	1 1/4"	32
SW 14	200	0.50	0.75	1.00		20	22	22.2	1"	1 1/4"	32
SW 15	230	Please indicate size E when ordering				Please indicate size H when ordering					
SW 16	240										
SW 17	250										
SW 18	300										
SW 19	350										
SW20	400										



Grit Size:

Available in :

D or B54 (#270/325), D or B91 (#170/200), D or B126 (#120/140),
D or B181 (#80/100), D or B252 (#60/80), D or B427 (#40/50).

Remarks:

Other sizes and grit sizes are available. Please refer to the drawing while asking for a quotation.

STRAUSS & CO.'S production capacity for sawing wheels is up to Ø1000mm.

Slotted sawing wheels are available upon request.

Minimum order may vary according to diameter and T size – please inquire.

All sawing wheels are available with side pads. Standard size of a pad is 15mm. 3 pads on each side of the saw. Adding side pads is highly recommended while cutting in depth or while cutting Fiberglass and re-inforced Plastic.

For calculating the cutting width (size T) please add the following size (per grit) to the blank thickness (size E).

For D or B54 please add 0.2mm

For D or B91 please add 0.3mm

For D or B126 please add 0.4mm

For D or B181 please add 0.5mm

For D or B252 please add 0.7mm

For D or B427 please add 1.1mm

Standard size for "W" is 2.0mm. Other sizes are available upon request.

Tolerance:

D= $\pm 2.0\text{mm}$, E= $\pm 0.15\text{mm}$, H= H7.



JS Jig Saw



Description & Use:

STRAUSS & CO.'S Jig Saw blade is used in a standard handcutting machine. The main application of the jig saw blade is for cutting Fiberglass and other hard Plastic materials.

Size:

Blade dimension:

Cat. No. JS100 - Total length 100mm. Diamond coated length 70mm. Width 8.0mm. Thickness 1.2mm.

Cat. No. JS120 - Total length 120mm. Diamond coated length 95mm. Width 8.0mm. Thickness 1.2mm.



Grit Size:

Available in all grit sizes upon request.

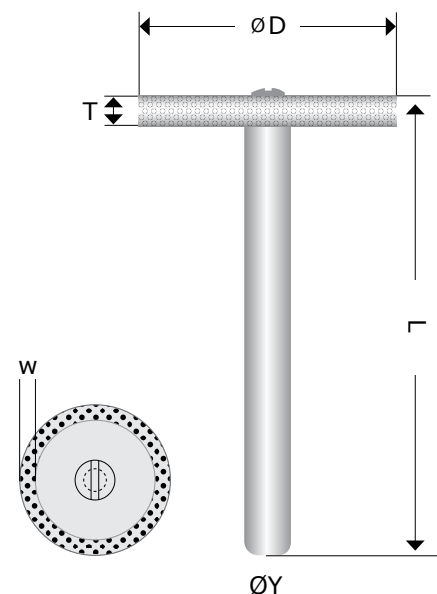
Remarks:

When used in Fiberglass applications, Diamond grit size D427 (#40/50) is recommended. For ordering please add to Cat. No. grit size.

Disc On A Mandrel

Cat. No.	D	T	W	H	L	Grit Size
46000S02D54	20	0.4	2	3	35	(270/325) D54
46000S02D91	20	0.6				(170/200) D91
46000S04D54	30	0.4				(270/325) D54
46000S04D91	30	0.6				(170/200) D91
46000S06D91	40	0.6				(170/200) D91
46000S080D54	50	0.4				(270/325) D54
46000S05D126	50	0.75				(120/140) D126

Tolerances per technical drawings.



Small Diamond Discs on a Shank

Strauss diamond discs are designed for the fabrication, contouring, and shaping of metals and composites, available in the most popular shapes and in 3 grit sizes. The discs are mounted on a mandrel with an adaptor for Ø3 mm Shank, and will fit any Ø 2.35 or Ø 3 mm Rotary filing or polishing machine.

Individually packed and color coded for easy identification. Discs are available with double or single side diamond plating. Please contact us for further technical details.



JS & Small Diamond Discs



Cat. No.	DD3/D350-210-017F	DD3/D350-210-022F	DD3/D350-220-017F	DD3/D350-220-022F	DD3/D355-190-017F
Size Ø (mm)	21	21	22	22	19
Grit	D54	D54	D54	D54	D54
Thickness (mm)	0.17	0.22	0.17	0.22	0.17
Sides	Double	Double	Double	Double	Double



Cat. No.	DD3/D355-190-010SF	DD3/D355-220-010SF	DD3/D355-220-016SF+C	DD3/D355-220-017SP/F	DD3/D355-220-019C	DD3/S356-220-010F	DD3/D358-220-019C	DD3/D358-220-019F
Size Ø (mm)	19	22	22	22	22	22	22	22
Grit	D30	D30	D30, D126	D54	D126	D54	D126	D54
Thickness (mm)	0.10	0.10	0.16	0.17	0.19	0.10	0.19	0.19
Sides	Double	Double	Double, top superfine, bottom coarse	Double	Double	Single	Double	Double



Cat. No.	DD3/D379-220-017F	DD3/D379-220-022F	DD3/D402-220-017F	DD3/D402-220-022F	DD3/S351-210-010F	DD3/D355-220-017F	DD3/S356-190-010F	DD3/S358-220-010C
Size Ø (mm)	22	22	22	22	21	22	19	22
Grit	D54	D54	D54	D54	D54	D54	D54	D126
Thickness (mm)	0.17	0.22	0.17	0.22	0.10	0.17	0.10	0.10
Sides	Double	Double	Double	Double	Single	Double	Single	Single


DW Diamond Wire

Description & Use:


STRAUSS & CO.'S **Diamond Wire** can be easily applied to a hand bow saw. Mainly used in the Glass and jewelry industry (for cutting Gold and other precious metals).

This Wires are used for filing narrow but long round surfaces.
The Wires can be bent for the required angles.

Available in below standard sizes, or with other sizes per request.



Code	D1	D2	L1	L
DW0.4-01D30	0.4	0.3	70	130
DW0.5-01D54	0.5	0.3		
DW0.6-01D91	0.6	0.3		
DW0.7-01D91	0.7	0.4		
DW0.8-01D91	0.8	0.5		
DW1.0-01D91	1	0.7		
DW1.5-01D91	1.5	1.2		
DW2.0-01D91	2	1.7		



Vacuum Brazed Diamond Tools Composite Grinding Tools



Vacuum Brazed Diamond & C.B.N. Tools

This unique technology of manufacturing Single layer Diamond & C.B.N. tools offers numerous advantages in the production of custom made profile tools for the Metalworking, Composite, Ceramics and stone grinding industries. In this technology a special bond is used in order to manufacture a tool in a Vacuum cell at a high temperature.

the line of products includes, profile tools for the Fiberglass and reinforced Plastics industries, routers for grinding Composite in Aerospace industry, tools for cutting and grinding Composite in Ship building industry, tools for cutting and profilinfg Composite in Automotive industry and Diamond routers in various shapes for the Stone and Marble industry.

The main advantages of "STRAUSS" vacuum brazed tools are:

- Flexibility in the manufacturing process which enables us to manufacture small series that include one-of-a-kind tools at reasonable prices.
- The possibility to place Diamonds selectively. This permits the production of various tools where application demands varying concentration of super abrasives.
- The ability to create tools utilizing different grit sizes and qualities on the same tool, so that new type of tools can be made.
- The ability to vary concentration and depth of super abrasives embodiment enable the production of optimal, cool running, free grinding tools capable of higher load factors.



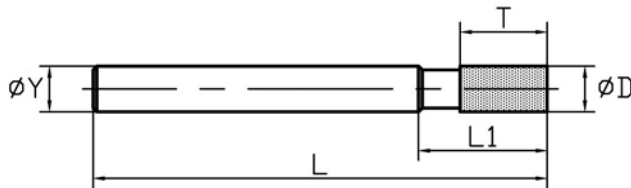
Composite Grinding Tools

STRAUSS & CO.'s Composite grinding tools are widely used today in various industries, as demand for good tools to machine composite is increasing. Machining composites is a demanding task, and Strauss enjoys years of experience in doing so. Whether the need is for trimming, de-burring, drilling or shaping of GFRP or CFRP Materials – Strauss Electro Plated or Vacuum Brazed tools will do the job.



Vacuum Brazed & Composite Grinding

Cylindrical routers



Metric sizes:

Cat. No.*	Size					Grit
	D	T	L1	Y	L	
PCM3.0-01	3	10	12	3	55	D252
PCM6.0-01	6	20	22	6	60	
PCM8.0-01	8	25	27	8	80	
PCM10-01	10	25	27	10	80	D602
PCM12-01	12	40	42	12	100	
PCM20-01	20	45	47	20	100	

Inch sizes:

Cat. No.*	Size					Grit
	D	T	L1	Y	L	
PCI1/8-01	1/8"	1/2"	0.55"	1/8"	2"	60/80
PCI1/4-01	1/4"	3/4"	0.825"	1/4"	2.5"	40/50
PCI3/8-01	3/8"	1"	1.075"	3/8"	3"	
PCI1/2-01	1/2"	1.5"	1.575"	1/2"	4"	30/40
PCI3/4-01	3/4"	1.5"	1.575"	3/4"	4"	

Available in Electroplated or Vacuum brazed bond.

Available with or without cooling slots.

For cooling slots please add S to the Cat#.

Ex. PCM10-01-S-D427

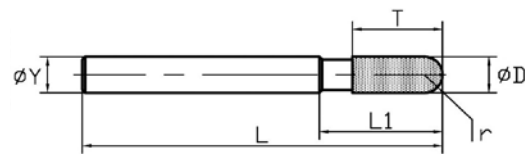
Ex. PCI1/4-01-S-40/50

Other sizes and grit sizes are available upon request.

***For vacuum brazed - please add BR to the item number**

Composite Grinding Tools

Round End Routers



Metric sizes:

Cat. No.*	Size						Grit
	D	T	r	L1	Y	L	
PCRM3.0-01	3	10	1.5	12	3	55	D252
PCRM6.0-01	6	20	3	22	6	60	D427
PCRM8.0-01	8	25	4	27	8	80	
PCRM10-01	10	25	5	27	10	80	D427
PCRM12-01	12	40	6	42	12	100	
PCRM20-01	20	45	10	47	20	100	

Inch sizes:

Cat. No.*	Size						Grit
	D	T	r	L1	Y	L	
PCRI1/8-01	1/8"	1/2"	1/16"	0.55"	1/8"	2"	60/80
PCRI1/4-01	1/4"	3/4"	1/8"	0.825"	1/4"	2.5"	40/50
PCRI3/8-01	3/8"	1"	3/16"	1.075"	3/8"	3"	
PCRI1/2-01	1/2"	1.5"	1/4"	1.575"	1/2"	4"	30/40
PCRI3/4-01	3/4"	1.5"	3/8"	1.575"	3/4"	4"	

Other sizes and grit sizes are available upon request.

Available in Electroplated or Vacuum brazed bond.

Available with or without cooling slots.

For cooling slots please add S to the Cat#. EX. PCRM8.0-01-S-D252 | PCRI1/8-01-S-D252

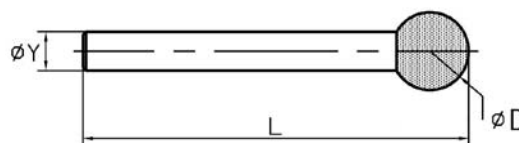
***For vacuum brazed - please add BR to the item number**



Ball Routers

Metric sizes:

Cat. No.*	Size			Grit
	D	Y	L	
GR3	3.5	3	45	D427
GR6	6.5	3	45	
GR8	8.5	6	60	
GR10	10.5	6	60	
GR12	12.5	6	60	
GR15	15.5	6	60	



Inch sizes:

Cat. No.*	Size			Grit
	D	Y	L	
GR0118	0.137	0.125	1.772	40/50
GR0236	0.255	0.125	1.772	
GR0315	0.335	0.250	2.362	
GR0394	0.413	0.250	2.362	

Available in Electroplated or Vacuum brazed bond.

Other sizes and grit sizes are available upon request. Tolerance: D= ±0.5mm

***For vacuum brazed - please add BR to the item number**

Composite Grinding Tools

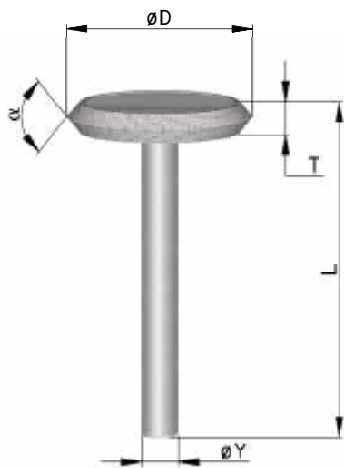
Saws On A Shank

Cat No.	D	T	W	Y	L	R	α
GP-40-01	40	3.5	2	6	50		
SP-1-30-05	30	5	2	6	50		60
SP-1-35-10	35	5	2	6	50		90
SP-4-30-01	30	4	2	6	50	2	

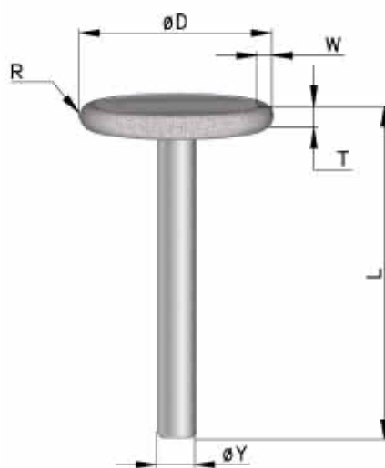
Above sizes are after plating with D427.

Other sizes are available upon request.

Please specify the required sizes, using the drawings below.



**SP-1-30-05
SP-1-35-10**



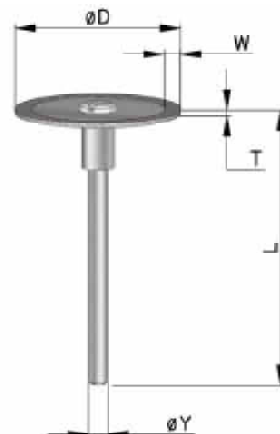
SP-4-30-01



GP-40-01

Saw on a mandrel

Cat No.	D	T	W	Y	L
SWM25-01D252	25	1.2	2	3	35
SWM40-01D252	40	1.2	2	3	35
SWM40-05D427	40	2.5	3	3	35
SWM50-01D252	50	1.2	2	3	35
SWM50-05D427	50	2.5	3	3	35

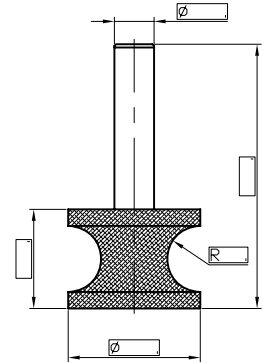


Composite Grinding Tools

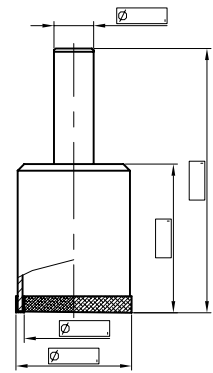
Description & Use:

Custom made tools for drilling, trimming and shaping composite materials. Please use drawings below to specify the exact tool you require.

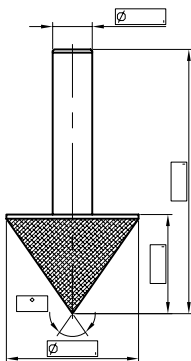
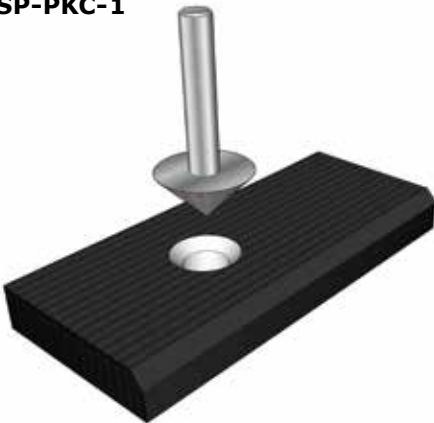
SP-C-6



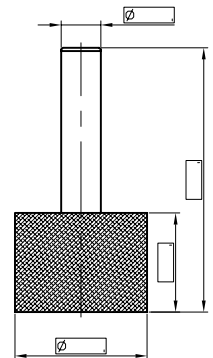

SP-HS-6



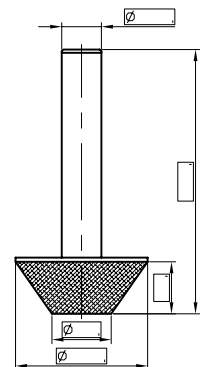

SP-PKC-1



SP-CY-1



SP-PFC-1






Other sizes shapes and grits are available upon request.


Custom Made Tools & Technical Information



"Strauss & Co." manufactures and distributes high quality electroplated Diamond & CBN tools Since 1970. Our technical team welcomes any request, idea or concept of special tools for any applications. Strauss & CO. can make tools up to \varnothing 1000mm. Our goal is to serve our customers with the highest quality tools and to **"Turning Precision Into Value"**. We trust you will enjoy our performance.









General Information

Diamond is a pure carbon in a cubic structure. It is the hardest of all known materials. Many applications benefit by the use of Diamond tools in the industry for grinding, turning, sawing, lapping, wear resistance, etc. As it enables faster operating, extended tool's life and allows very accurate tolerances of shape and size. Use in industry are either "natural" Diamond extracted from the ground, crushed and shaped to suit a particular requirement, or "synthetic" man made Diamond specially for specific application. Diamond is made and graded according to its size, shape, and friability.

Diamond Applications

Water Based Soluble

Diamond is used for cutting or grinding hard, brittle and abrasive materials, but it is not suitable for grinding high carbon-steel. This is because iron has an affinity for carbon (which is what Diamond is) at a high temperature.

*Diamond tools are used for grinding hard or very abrasive materials, such as:

- ▶ Tungsten Carbide
- ▶ Stone and Marble
- ▶ Composite materials
- ▶ Industrial Ceramics
- ▶ Re-inforced Plastics
- ▶ Fiberglass
- ▶ Ferrite
- ▶ Non-Ferrous Metals
- ▶ Rubber
- ▶ Glass



CBN Applications

Oil Based Soluble

Cubic Boron Nitride (CBN) is man made. It is a chemical bond of the elements boron and nitrogen with cubic lattice structure made in a high temperature / pressure process. It is available in different grades and sizes and is particularly designed for grinding hardened steels. CBN is second only to Diamond in its hardness.

*CBN is used for grinding high Carbon Steels (over 0.7%), such as:

- ▶ High-speed Steel
- ▶ Tool Steel
- ▶ Die Steel
- ▶ Cobalt or Nickel based hard high-temperature materials
- ▶ Stainless Steel
- ▶ Ball bearing Steel
- ▶ Nickel super Alloys

Electro Plated Diamond Tools:

Electro plating is a method of bonding Diamond/CBN particles to a Steel blank, using Nickel as bonding material. Electro plated tools can not be dressed. The layer of Nickel and Diamond/CBN, follows exactly the given shape of the blank. Therefore, Electro plated tools are the best choice for profile grinding. Electro plated tools can be re-plated, after succeeding the first use, the tool can be striped off and re-plated, thus, efficient & economic re-platable process can be achieved.

Vacuum Brazing:

- ▶ New method for manufacturing Diamond and CBN tools.
- ▶ Manufacturing inside vacuum oven at a high temperature.
- ▶ The tool visually looks similar to e.p. tools.
- ▶ One layer plating on a Metal blank.
- ▶ The method allows to control the density of the grits and to prevent clogging of the tool.
- ▶ Possibility to reach very homogeneous thickness of layer and to keep the correct profiles.
- ▶ Vacuum brazed tools are exceptionally aggressive as the tight bond allows a very exposed grit.

Diamond Grits

FEPA - number indicates the approximate size of the particle in 0.001mm i.e. D15, D126 etc.
The higher the number is, the bigger the grain size is.

U.S. Mesh - number indicates the number of holes on a 1"X1" mesh.
mesh size is composed of 2 numbers.

The lower indicates the first net that the particle can go through, the higher indicates the second net where the particle can not go through.

Grit Size - comparison table :

FEPA Standard D or B		U.S Standard Mesh		Grit size (Micron)	
D/B 1181		16/18		1180-1000	Coarse ↓ Fine
	D/B 1182		16/20		
D/B 1001		18/20		1000-850	
D/B 851		20/25		850-710	
	D/B 852		20/30		
D/B 711		25/30		710-600	
D/B 601		30/35		600-500	
	D/B 602		30/40		
D/B 501		35/40		500-425	
D/B 426		40/45		425-355	
	D/B 427		40/50		
D/B 356		45/50		355-300	
D/B 301		50/60		300-250	
D/B 251		60/70		250-212	
	D/B 252		60/80		
D/B 213		70/80		212-180	
D/B 181		80/100		180-150	
D/B 151		100/120		150-125	
D/B 126		120/140		125-106	
D/B 107		140/170		106-90	
D/B 91		170/200		90-75	
D/B 76		200/230		75-63	
D/B 64		230/270		63-53	
D/B 54		270/325		53-45	
D/B 46		325/400		45-38	
D/B 30		500/600		20-40	
D/B 15		1200		9-18	

Cutting/Grinding Speed:

As far as possible, the cutting speed should be between 25 and 35 m/sec, and it is vital to ensure that the tools do not vibrate. However, the critical point at which vibrations may occur depends on the strength of the shank, the tool holder and on the projecting length of the tool. This length should, therefore, be as short as possible. In case of doubt it is advisable to start with low speed and to increase the speed gradually. See operating instructions of the machine manufacturer.

Required revolutions per minute (rpm) to obtain the following surface speeds.

Ø mm	8m/sec.	12m/sec.	16m/sec.	18m/sec.	20m/sec.	22m/sec.	26m/sec.	30m/sec.	50m/sec.
5	32000								
10	15500	23500							
15	10000	15400	20800	23500	26200				
25	6200	9200	12200	13700	15200	16700	19700	22700	
50	3050	4550	6050	6800	7550	8300	9800	11300	19500
75	2050	3050	4050	4550	5050	5550	6550	7550	13000
100	1510	2310	3110	3510	3910	4310	5110	5910	9800
125	1220	1820	2420	2720	3020	3320	3920	4520	7800
150	1020	1420	1820	2020	2220	2420	2820	3220	6600
200	760	1140	1520	1710	1900	2090	2470	2850	4800
250	610	910	1210	1360	1510	1660	1960	2260	3950
300	500	760	1020	1150	1280	1410	1670	1930	3300
350	440	655	870	980	1090	1200	1400	1640	2800
400	380	570	760	860	960	1050	1240	1450	2500
450	340	510	680	760	850	930	1100	1270	2200
500	305	460	610	690	765	840	1000	1145	2000



Wet

Dry

Diamond	20-50 m/sec.	20-30 m/sec.
CBN	30-60 m/sec.	20-40 m/sec.

Feeding Speed

The longitudinal feed of the grinding points or wheels should not be more than 2/3 of the coated width per planet-wheel revolution or workpiece revolution.

The depth wise infeed for each up and down stroke should be 0.005 to 0.01 mm.

Thickness Of Layer For Electro Plated Tools:

When designing a Diamond or a CBN tool please note that the following thickness is added to the blank:

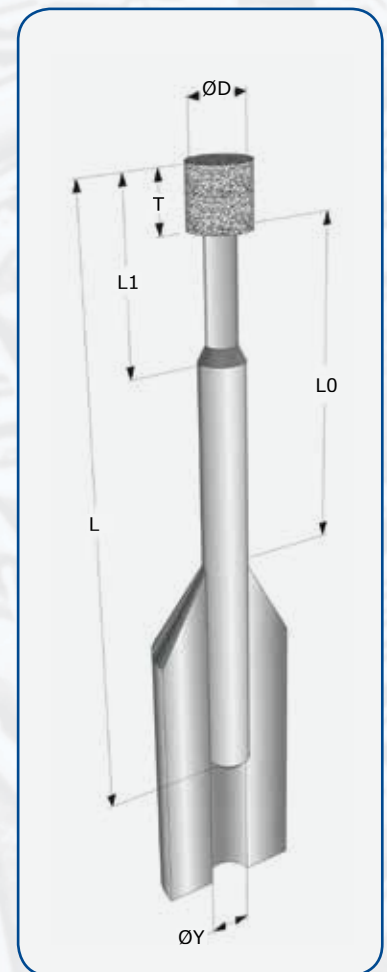
Grit Size	Thickness Layer*(mm)
D/B15	0.005-0.010
D/B 30	0.030-0.050
D/B 46	0.075
D/B 54	0.090
D/B 76	0.100
D/B 91	0.125
D/B 107	0.140
D/B 126	0.150
D/B 151	0.175
D/B 181	0.200
D/B 252	0.300
D/B 427	0.450
D/B 602	1.100

*** Please note that sizes in this table may vary according to tool's shape and specifications.**

Maximum RPM for grinding pins

D	T	Y	L	Lo	Max Rpm	Lo	Max Rpm	Lo	Max Rpm
0.5	3	3	50	10	27,254	15	20,259	20	16,821
0.6	3	3	50	10	45,297	15	33,721	20	27,960
0.7	3	3	50	10	66,991	15	49,904	20	41,239
0.8	4	3	50	10	36,109	15	25,436	20	20,703
0.9	4	3	50	10	50,239	15	35,733	20	29,123
1	5	3	55	10	65,990	15	47,364	20	38,609
1.2	5	3	55	10	96,898	15	60,471	20	47,205
1.5	5	3	55	10	143,750	15	96,896	20	75,958
1.8	5	3	55	10	171,228	15	118,609	20	92,457
2	5	3	55	10	198,023	15	141,081	20	108,934
2.5	5	3	55	10	-	15	154,590	20	118,089
3	5	3	55	10	-	15	-	20	131,368
3.5	5	6	60	10	-	15	-	20	141,873
4	5	6	60	10	-	15	-	20	167,323
5	6	6	60	10	-	15	-	20	190,986
6	8	6	60	10	-	15	-	20	159,155

D	T	Y	L	Lo	Max Rpm	Lo	Max Rpm	Lo	Max Rpm
3.5	5	3	55	10	272,837	15	191,382	20	129,697
4	5	3	55	10	238,732	15	167,857	20	115,860
5	6	3	55	10	190,986	15	134,662	20	95,083
7	8	6	60	10	136,419	15	136,419	20	136,419
8	10	6	60	10	119,366	15	119,366	20	119,366
10	10	6	60	10	95,493	15	95,493	20	95,493
12	10	6	60	10	79,577	15	79,577	20	79,577
15	10	8	80	10	63,662	15	63,662	20	63,662
18	10	10	100	10	53,052	15	53,052	20	53,052
20	10	10	100	10	47,746	15	47,746	20	47,746
22	10	12	120	10	43,406	15	43,406	20	43,406
25	10	12	120	10	38,197	15	38,197	20	38,197



according to standard EN 13236

STRAUSS & CO.
INDUSTRIAL DIAMONDS LTD.

19 Hayezira St. Industrial Area, P.O.Box 2521, Raanana, Israel. 4366363
Tel: 972-9-7461631 | Fax: 972-9-7461636
www.strauss-co.com | Email: info@strauss-co.com

U.S.A Office: 49 Richmondville Ave. Suite 212, Westport, CT 06880
Tel: 1-800-9829641 (203)221-1332 | Fax:(203)226-0105 | Email: aryes@optonline.net

German Office: Eichholzer Strasse 7a 21436 Marschacht Deutschland.
Tel: 49(0)4176-9484770 | Fax: 49(0)4176-9484771 | Email: info@strauss-deutschland.de

ED:ind0415

